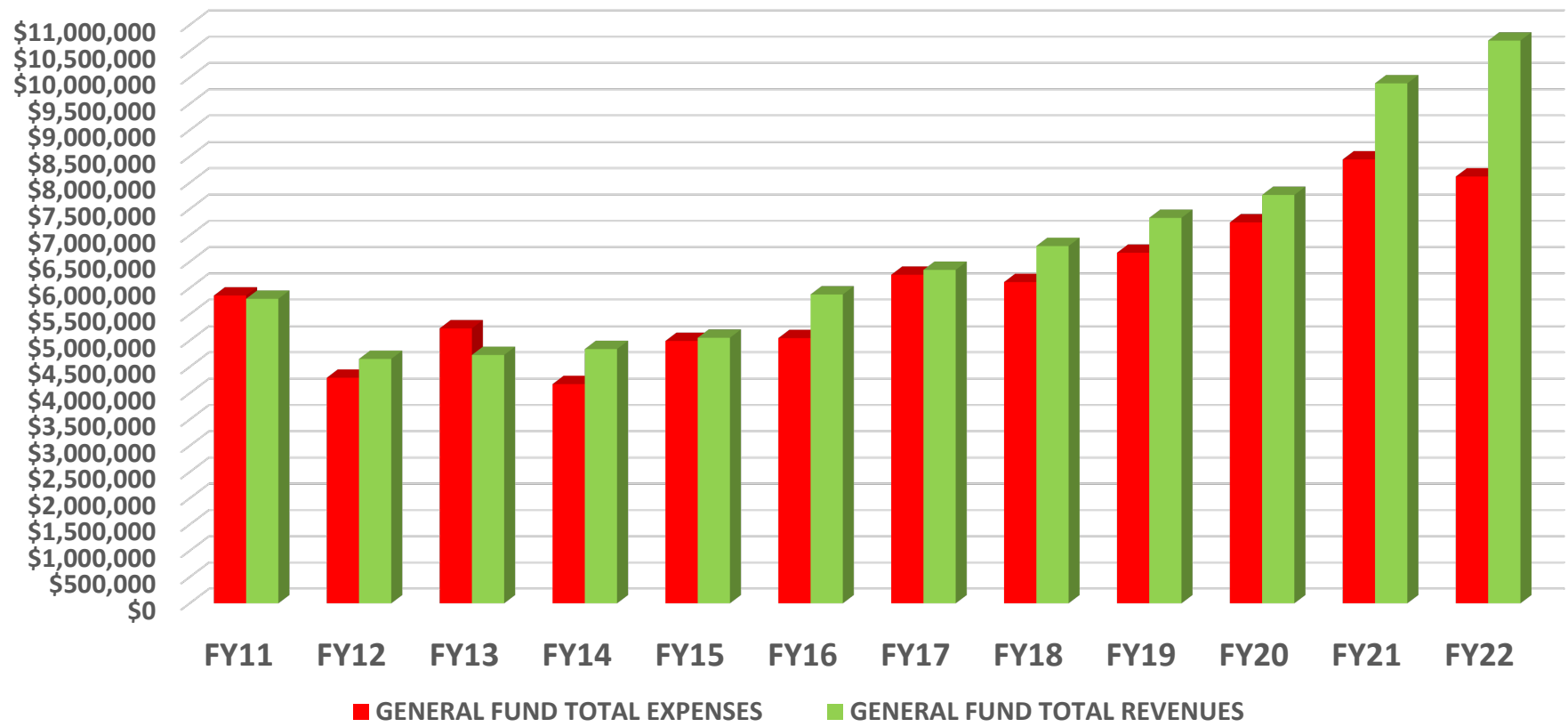


**GENERAL FUND
SUMMARY BUDGETS**

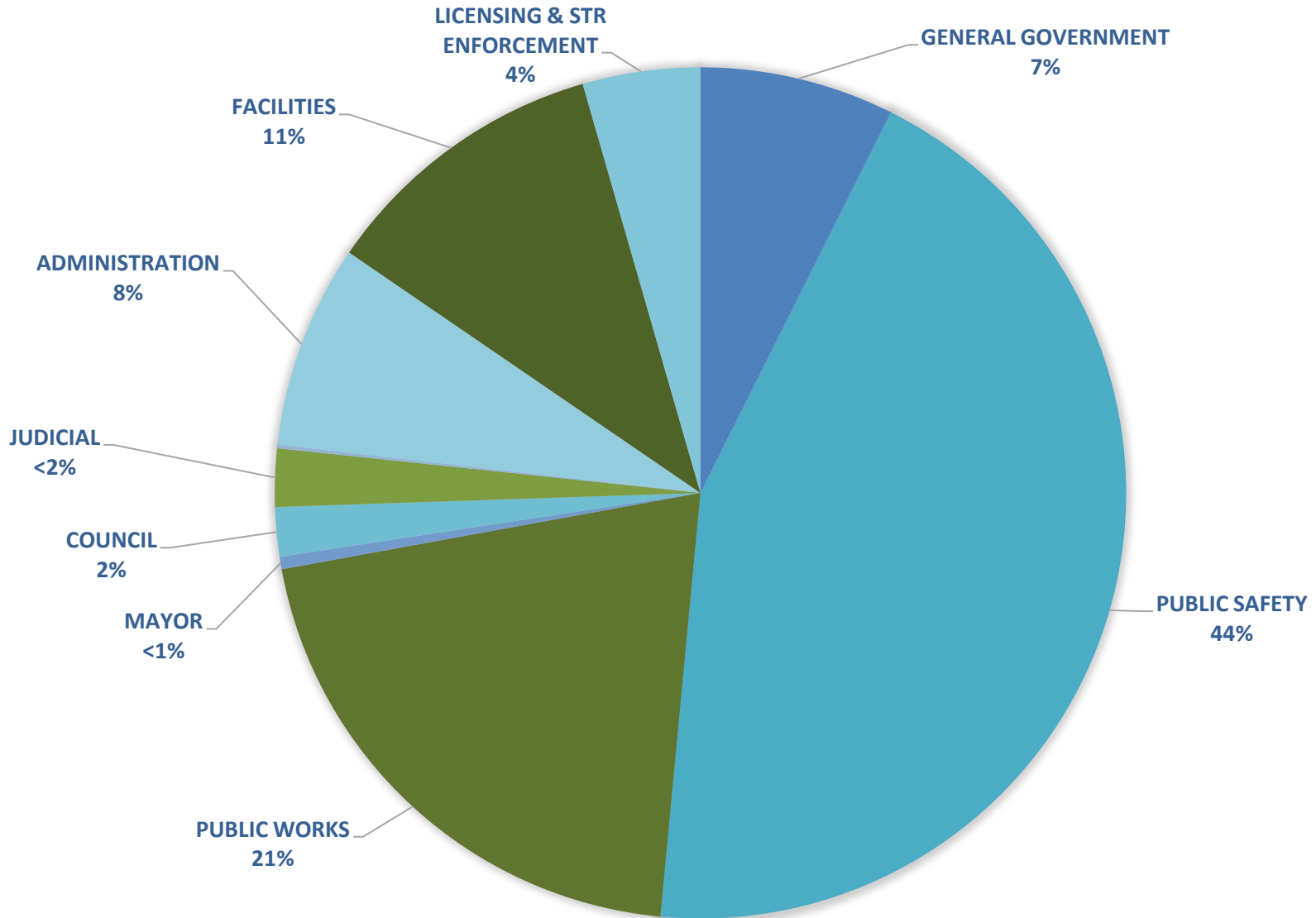
DEPT#	DESCRIPTION	FY21 BGT	FY21 ACT	FY22 BGT	FY22 ACT	FY23 BGT	FY24 BGT
5100	GENERAL GOVERNMENT	\$ 825,143	\$ 3,192,869	\$ 797,950	\$ 687,989	\$ 1,293,528	\$ 900,163
5200/5220/5230/5240/5250	PUBLIC SAFETY	3,564,861	3,233,702	4,078,774	3,972,135	4,705,438	5,371,970
5300	PUBLIC WORKS	2,083,387	1,419,315	1,650,317	1,484,271	1,947,232	2,512,275
5400	MAYOR	53,155	35,094	48,525	35,087	49,220	57,699
5500	COUNCIL	212,587	165,478	198,142	168,871	214,375	227,883
5600	JUDICIAL	120,116	108,360	125,712	189,989	183,464	268,564
5700	ELECTIONS	3,074	1,735	3,574	2,809	-	16,500
5800	ADMINISTRATION	805,786	688,817	917,494	820,140	957,260	942,776
6000	FACILITIES	1,765,882	1,100,023	1,238,003	611,055	933,580	1,337,921
6100	INFORMATION TECHNOLOGY	474,547	455,834	399,900	368,029	-	-
6200	LICENSING & STR ENFORCEMENT	-	-	-	-	-	543,452
	TOTAL EXPENSES	\$ 9,908,539	\$ 8,443,148 *	\$ 9,458,391	\$ 8,118,367 *	\$ 10,284,097	\$ 12,179,203
	TOTAL REVENUES	\$ 9,908,539	\$ 9,888,656 *	\$ 9,458,391	\$ 10,701,374 *	\$ 10,284,097	\$ 12,179,203
	EXCESS REVENUES/(EXPENDITURES)	\$ -	\$ 1,445,508 *	\$ -	\$ 2,583,007 *	\$ -	\$ 0

*GENERAL FUND CASH/FINANCING & EXPENDITURES REMOVED FROM ACT TOTALS

GENERAL FUND REVENUES VS EXPENSES



DEPARTMENT % OF FY24 TOTAL BUDGETED EXPENDITURES



GENERAL FUND CASH & FINANCING		2021 BGT	2021 ACT	2022 BGT	2022 ACT	2023 BGT	2024 BGT	2022 MAR ACT	2023 MAR ACT
1005-0000	UNRESTRICTED CASH	\$ -	\$ -	\$ -	\$ -	\$ -	\$ 106,000	\$ -	\$ -
1050-MULTIPLE	RESERVE FUNDS	108,350	-	334,505	203,722	44,928	196,522	6,704	628,664
1050-2020	GO BOND PROCEEDS	2,100,000	2,700,000	300,000	-	550,000	-	162,033	388,531
2002-0000	SHORT TERM LOAN - FIRE TRUCKS	-	-	222,008	1,611,620	-	-	-	-
		\$ 2,208,350	\$ 2,700,000	\$ 856,513	\$ 1,815,342	\$ 594,928	\$ 302,522	\$ 168,737	\$ 1,017,195
GENERAL FUND REVENUES									
3500-1000	HOSPITALITY TAX TRANSFER	816,734	820,715	858,644	945,724	912,483	1,009,168	\$ -	\$ -
3500-2000	LOCAL ACCOMMODATIONS TAX TRANSFER	509,088	689,576	606,941	785,006	870,981	931,288	-	-
3500-3000	STATE ACCOMMODATIONS TAX TRANSFER	475,000	620,000	570,000	909,692	800,000	910,000	-	-
3500-7000	TVPC TRANSFER	-	-	-	-	-	-	-	12,150
4000-1000	PROPERTY TAX	2,313,297	2,336,792	2,499,447	2,391,389	2,793,586	2,939,777	2,348,136	2,665,750
4000-2000	DELINQUENT TAX	47,210	93,533	51,799	71,924	53,716	61,890	16,128	15,886
4000-3000	VEHICLE TAX	55,882	59,883	53,972	67,720	62,328	108,788	42,250	49,836
4050-0000	PILOT - WATER	60,000	60,000	60,000	60,000	60,000	60,000	60,000	60,000
4100-1000	STATE AID TO SUBDIVISIONS	70,000	63,235	70,000	68,672	65,000	67,000	23,072	24,349
4100-1100	ALCOHOL TAX	50,000	29,500	50,000	42,600	40,000	40,000	1,500	9,850
4100-3000	MERCHANTS INVENTORY TAX	2,768	2,768	2,768	2,076	2,768	2,768	1,384	2,076
4100-4100	TELECOMMUNICATIONS TAX	4,500	5,181	4,500	4,524	4,500	4,500	4,210	4,368
4100-5000	5% STATE ACCOMMODATIONS TAX	75,000	101,586	75,000	124,538	89,000	106,348	71,950	74,634
4100-7000	INSURANCE BROKERS TAX	230,000	199,264	275,000	396,324	275,000	275,000	107,763	9,249
4100-8000	1% LOCAL OPTION SALES TAX	258,540	274,549	260,344	230,799	262,586	228,090	156,143	152,574
4100-8100	MUNI LOCAL OPTION SALES TAX	258,920	323,206	277,147	382,296	378,690	398,646	249,546	260,336
4150-8200	FEMA REIMBURSEMENTS	80,000	45,033	-	173,549	-	-	108,074	-
4150-9200	CITY STORMWATER FUND AT COUNTY	-	-	-	-	-	250,000	-	-
4200-1000	BUSINESS LICENSE	835,000	1,059,744	915,000	1,119,254	812,301	925,000	362,934	368,174
4200-3000	BUILDING PERMITS	400,000	399,237	400,000	532,509	475,000	455,284	458,127	438,201
4200-3300	RENTAL REGISTRATION	-	-	-	-	-	1,000,000	-	53,526
4200-3400	SEPTIC PERMIT FEES	-	-	-	-	-	-	-	-
4200-4000	FRANCHISE PERMITS	415,000	451,758	410,000	469,764	410,000	410,000	89,027	45,774
4200-5000	OUTSIDE COURT JUDGEMENTS RECEIVED	-	1,551	-	-	-	-	-	1,277
4250-9000	GRANT - FEDERAL	-	-	-	-	-	-	662,132	-
4250-9050	GRANT - STATE	10,000	435,472	10,000	154,231	3,000	5,000	4,176	668
4250-9100	GRANT - COUNTY	-	257	-	-	-	-	-	-
4300-1000	PARKING TICKETS	85,000	521,330	190,764	589,371	250,000	227,884	120,914	145,253
4300-2000	COURT FINES	45,000	26,208	40,000	43,523	40,000	42,000	29,525	24,793
4300-2200	COURT BOND COUNTY	10,000	6,427	5,000	9,819	-	-	-	32,575
4300-2500	VICTIM FINES	10,000	14,792	10,000	21,501	14,000	14,000	12,870	14,188
4300-5000	ANIMAL VIOLATIONS	-	100	1,000	-	-	-	-	-
4400-1000	PARK RENT	2,000	100	-	100	-	-	100	-

GENERAL FUND REVENUES (con't)

	2021 BGT	2021 ACT	2022 BGT	2022 ACT	2023 BGT	2024 BGT	2022 MAR ACT	2023 MAR ACT
4400-2000	COMMUNITY CENTER FEES	3,000	-	-	-	-	-	380
4400-5000	LOCAL ASSESSMENT FEE (RIDE SHARE TAX)	10,000	2,837	9,000	8,529	10,000	7,121	9,083
4400-6000	PAID PARKING	441,000	1,057,287	760,000	858,365	853,978	584,308	356,744
4400-7000	TOWER RENTAL	76,250	76,250	76,250	76,250	76,250	57,188	76,250
4600-1000	INSURANCE PROCEEDS	10,000	59,911	15,000	85,214	25,000	57,024	8,915
4600-3500	ELECTION INCOME	-	-	300	150	-	150	-
4600-4000	MISCELLANEOUS INCOME	30,000	5,111	30,000	49,497	35,000	39,981	17,857
4600-5000	SALE OF ASSETS	10,000	19,089	5,000	13,109	5,000	-	-
4600-8520	RESERVE - TREE PRESERVATION PERMITS	1,000	2,241	2,000	6,608	5,000	6,608	18,987
4600-9000	MISCELLANEOUS SALES	-	10,589	6,000	5,786	4,000	4,069	811
4700-0000	GENERAL DONATIONS	-	11,760	-	495	-	495	-
4700-2000	CITIZENS RELIEF	-	-	-	-	-	-	-
4700-3000	RESERVE - NATIONAL NIGHT OUT	-	500	-	-	-	-	-
4900-1000	INTEREST	-	1,284	1,000	466	-	374	211
	TOTAL REVENUES	\$ 7,700,189	\$ 9,888,656	\$ 8,601,878	\$ 10,701,374	\$ 10,284,097	\$ 5,856,016	\$ 6,989,115

GENERAL FUND RESERVES

CASH ACCT	EXP ACCT	DESCRIPTION	3/31/22 BALANCE	6/30/23			FY24 BUDGET USE
				3/31/23 BALANCE (- OBLIGATED)	ANTICIPATED NET BUDGET CONTRIBUTION	6/30/23 ANTICIPATED BALANCE	
1050-0000	5100-6900	RESERVE-EMPLOYEE DEVELOPMENT	\$ 16,000.00	\$ 16,000.00	\$ -	\$ 16,000.00	\$ -
1050-0100	5200-6900	RESERVE-POLICE VEHICLES	23,000.00	23,000.00	-	23,000.00	-
1050-0110	5220-6900	RESERVE-FIRE VEHICLES	10,000.00	10,000.00	-	10,000.00	-
1050-0150	5300-6900	RESERVE-PUBLIC WORKS VEHICLES	223,052.17	42,102.17	-	42,102.17	-
1050-0200	5100-6901	RESERVE-SCE&G NSSF MATCH	41,112.30	41,112.30	10,000.00	51,112.30	-
1050-0220	5300-6904	RESERVE-CENTER STREET	27,852.88	27,852.88	-	27,852.88	-
1050-0250	6000-6906	RESERVE-CITY HALL	205,180.95	25,320.95	6,000.00	31,320.95	-
1050-0350	6000-6905	RESERVE-CRS CERTIFICATION	4,846.43	4,846.43	4,000.00	8,846.43	-
1050-0450	MULTIPLE-6902	RESERVE-RECORDS MGMT/CENTRAL DISPATCH	126,848.97	-	-	-	-
1050-0550	5100-6909	RESERVE-SPECIAL PROJECTS	27,801.50	27,801.50	-	27,801.50	-
1050-0650	5100-6902	RESERVE-CITIZENS RELIEF	20,270.17	19,330.17	-	19,330.17	-
1050-0700	5500-6902	RESERVE-CITY CELEBRATIONS	19,055.44	19,055.44	-	19,055.44	-
1050-0750	5200-6907	RESERVE-VICTIMS ADVOCACY	49,495.31	35,928.44	-	35,928.44	-
1050-0950	5300-6901	RESERVE-PEDESTRIAN PATHS	-	-	27,000.00	27,000.00	2,000.00
1050-1000	6000-6900	RESERVE-PARK & REC	23,215.87	23,215.87	-	23,215.87	23,215.87
1050-2000	5300-6902	RESERVE-TRAFFIC STUDY	25,000.00	25,000.00	7,000.00	32,000.00	28,000.00
1050-4000	5100-6907	RESERVE-CAPT PROP IMP/ GRANT MATCH	44,928.32	27,492.57	250,000.00	277,492.57	19,885.00
1050-6000	5100-6905	RESERVE-CLAIMS/JUDGEMENTS	63,716.36	63,716.36	20,000.00	83,716.36	-
1050-6900	5200-6908	RESERVE-NATIONAL NIGHT OUT	3,961.20	-	-	-	-
1050-7000	5500-6900	RESERVE-COUNCIL DISCRETIONARY	15,197.20	15,917.20	-	15,917.20	-
1050-7100	6000-6903	RESERVE-HISTORY	12,000.00	12,000.00	-	12,000.00	-
1050-7400	6000-6904	RESERVE-FACILITIES VEHICLES	33,198.34	33,198.34	6,000.00	39,198.34	-
1050-7730	6000-6909	RESERVE-ADA COMPLIANCE	18,591.10	18,591.10	-	18,591.10	-
1050-7731	6000-6901	RESERVE-COMMUNITY CENTER	99,749.48	99,749.48	36,500.00	136,249.48	39,500.00
1050-8001	5100-6903	RESERVE-BEACH & MARSH LEGAL & ACQ	56,867.25	25,997.70	-	25,997.70	-
1050-8430	MULTIPLE-6901	RESERVE-PUBLIC SAFETY RADIOS	20,000.00	20,000.00	14,000.00	34,000.00	-
1050-8520	6000-6907	RESERVE-TREE PRESERVATION	23,308.57	32,185.53	-	32,185.53	5,000.00
1050-8560	5800-6900	RESERVE-FINANCIAL SOFTWARE	-	-	-	-	-
1050-8570	6000-6908	RESERVE-PARK FACILITIES & MAINTENANCE	2,016.00	2,016.00	5,000.00	7,016.00	-
1050-8580	5200-6905	RESERVE-PUBLIC SAFETY HOUSING	9,000.00	9,000.00	-	9,000.00	9,000.00
1050-8590	MULTIPLE-6906	RESERVE-EMERGENCY PREPAREDNESS	-	-	-	-	-
1050-9016	5300-6903	RESERVE-PUBLIC WORKS RADIOS	-	-	-	-	-
1050-9300	5100-6908	RESERVE-CAPITAL ACQUISITION	330,000.00	321,250.00	-	321,250.00	65,000.00
1050-9400	5200-6909	RESERVE-BOAT LAUNCH/TRAILER PARKING	80,000.00	4,921.25	-	4,921.25	4,921.25
1050-9610		RESERVE-FACILITIES EQUIPMENT	24,000.00	24,000.00	-	24,000.00	
TOTAL			\$ 1,679,265.81	\$ 1,050,601.68	\$ 385,500.00	\$ 1,436,101.68	\$ 196,522.12

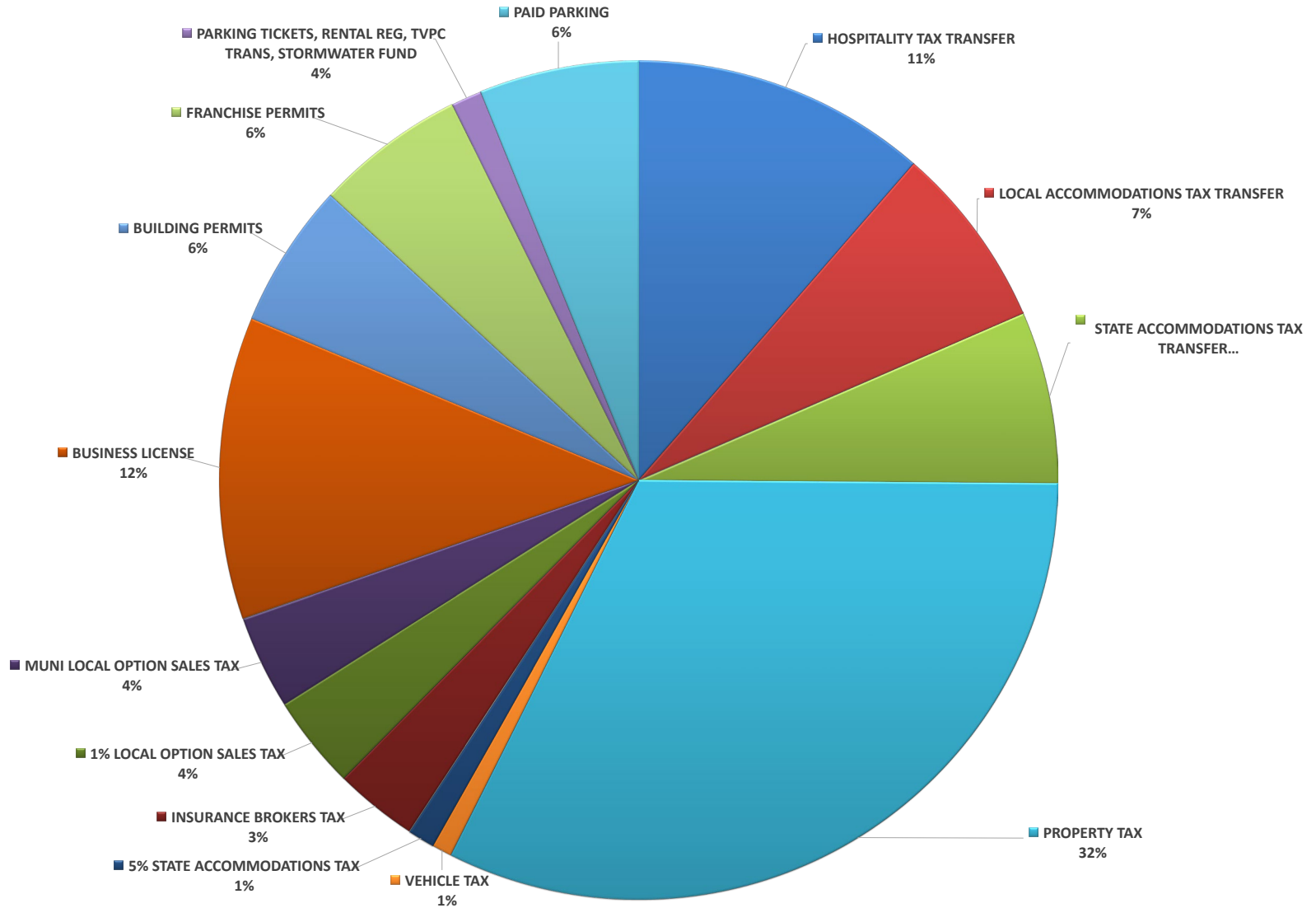
BUDGETED PROPERTY TAX FY 2024 (ANTICIPATED TAX YEAR 2023)					TAX DISTRICT 3-7 JIPSD TAX YEAR 2023 ANTICIPATED PAYMENT CALCULATION					
RP	TD 33		TD 37							
	Appraisals	Assessments	Appraisals	Assessments	Fire Dept. Exp.	A	\$	5,104,926	Admin.	
	4%	492,235,250	19,689,410	46,447,000	Total JIPSD GF Exp.	B	\$	9,971,640	Fire	
	6%	1,054,717,500	63,283,050	42,403,333	FD % of Total GF Exp.	A/B = C		51.19%	Total	
	4%AG	43,750	1,750		General Admin. Dept. Exp.	D	\$	1,686,876		
6%AG	0	0			C		51.19%			
TOTALS	1,546,996,500	82,974,210	88,850,333	4,402,080	Admin. Exp.	C x D = E	\$	863,587		
PP	C-BPP 5%	0	0	0	Total Allocated FD Exp.	A + E = F	\$	5,968,513		
	10.50%	389,333	40,880	0	% of Total	F/B = G		59.85%		
	RENT 10.50%	3,355,238	352,300	0	JIPSD Millage	H		0.0600		
	WC 4%	0	0	0	Calculated Millage - Property	G * H = J		0.0359	0.036	
	6%	739,667	44,380	0	Taxable Assessed Values - TD3-7			\$4,531,320		
	10.50%	5,728,095	601,450	609,619	64,010					
	DOR-BPP 10.50%	2,951,143	309,870	621,238	65,230					
	MANUF-FL 10.50%	0	0	0						
	UTIL 10.50%	7,103,143	745,830	0						
	RR/PIPE 9.50%	0	0	0						
	MANUF-SL 10.50%	0	0	0						
	AC 10.50%	125,429	13,170	0						
	TOTALS	20,392,048	2,107,880	1,230,857	129,240					
	MV	Jul - Dec	6%	0	1,506,190	90,371				
		10.50%	28,436,723	2,985,856	35,891	3,769				
TOTALS		28,436,723	2,985,856	1,542,081	94,140					
Jan - Jun		6%	0	1,663,335	99,800					
10.50%		0	0	122,476	12,860					
	0	0	1,785,811	112,660						
Homestead Exempt	(15,178,500)	(607,140)	-							
TOTAL RP/PP					\$	84,474,950	\$	4,531,320	\$	89,006,270
CURRENT MILLS						0.0366		0.0366		0.0366
TAXES						3,091,783		165,846	\$	3,257,629
LESS:	TD-37 ANNEX DIFFERENCE	2,719	OFFSET	2,719						
	LOST CREDIT	-	JIPSD	163,128						
NET		3,094,502		2,719	\$				\$	3,260,348
RP/PP PER COUNTY COLLECTIONS @ 95%		\$ 2,939,777			\$				\$	3,100,647.79 = \$ (4,975)
PER COUNTY DELIQUENT @ 2%		\$ 61,890			\$				\$	65,207
MV		2,926,139		202,664						
		107,097		7,418						
MV PER COUNTY COLLECTIONS @ 95%		\$ 108,788								
					0.0000		Millage Increase (-Decrease)			

2022 ACTUAL						
Accommodations/Local Options Sales/Hospitality Tax Revenue						
ACTIVITY DATE	LA 45-4100-5000 LOCAL ATAX	CA 15-4100-3000 LOCAL ATAX (County Contract)	L1 10-4100-8100 LOST-MUNI REV	LO 10-4100-8000 LOST-1%TAX	SX 40-4100-5000 65% STATE ATAX	HT 50-4100-5000 HOSPITALITY
JULY 21	289,546.00		42,684.64	27,537.57		96,047.42
AUG 21	256,846.51		48,048.61	27,414.20		104,659.56
SEPT 21	55,316.80		35,211.45	16,791.43		86,649.61
1st Quarter		94,000.00			394,718.55	
OCT 21	97,603.19		28,996.16	16,665.70		20,549.68
NOV 21	88,027.73		30,102.49	17,278.16		91,069.74
DEC 21	42,514.64		22,036.52	17,188.06		20,858.88
2nd Quarter		139,612.43			215,634.73	
JAN 22	40,421.81	45,837.83	21,444.86	17,840.52		48,911.36
FEB 22	67,019.02		21,021.61	15,427.75		66,847.28
MAR 22	62,474.31		22,015.81	15,745.72		70,398.65
3rd Quarter		35,211.12			161,912.50	
APR 22	177,164.64		32,057.53	19,166.07		99,196.92
MAY 22	156,445.65		39,050.52	19,642.59		136,524.56
JUNE 22	236,632.15		39,625.31	20,100.81		104,010.53
Fourth Quarter		114,516.77			521,721.96	
TOTAL	\$ 1,570,012.45	\$ 429,178.15	\$ 382,295.51	\$ 230,798.58	\$ 1,293,987.74	\$ 945,724.19
6/30/2021 ACTUAL	1,379,152.45	404,000.00	323,205.66	274,549.40	995,618.29	820,714.67
\$ CHANGE FROM FY21	190,860.00	25,178.15	59,089.85	(43,750.82)	298,369.45	125,009.52
% CHANGE FROM FY21	12%	6%	15%	-19%	23%	13%
GENERAL FUND - PUBLIC SAFETY					600,000.00	
GENERAL FUND - PUBLIC WORKS					309,691.75	
GENERAL FUND - UNRESTRICTED	785,006.23		382,295.51	230,798.58	-	945,724.19
TOTAL DISTRIB TO GENERAL FUND	\$ 785,006.23	\$ -	\$ 382,295.51	\$ 230,798.58	\$ 909,691.75	\$ 945,724.19
DISTRIB TO BEACH PRESERVATION	\$ 785,006.23	\$ 429,178.15	\$ -	\$ -	\$ 150,000.00	\$ -
1% Required to Beach Preservation						
LOCAL ATAX TO BEACH PRES	\$ 1,214,184.38				A-TAX CMTE \$ 234,295.99	
+ 65% STATE ATAX APPLICATION	150,000.00					
+ CCPRC ANNUAL CONTRIBUTION (15-4100-5000)	77,850.00					
FY22 DISTRIB TO BEACH PRES	\$ 1,442,034.38					


2024 BUDGET						
Accommodations/Local Options Sales/Hospitality Tax Revenue						
ACTIVITY DATE	LA 45-4100-5000 LOCAL ATAX	CA 15-4100-3000 LOCAL ATAX (County Contract)	L1 10-4100-8100 LOST-MUNI REV	LO 10-4100-8000 LOST-1%TAX	SX 40-4100-5000 65% STATE ATAX	HT 50-4100-5000 HOSPITALITY
JULY 23	186,399.64		50,045.90	19,549.98		86,754.85
AUG 23	270,089.10		45,514.00	20,817.69		87,595.76
SEPT 23	147,588.02		37,819.93	19,116.69		95,189.46
1st Quarter		114,168.85			438,295.40	
OCT 23	156,919.81		30,925.79	18,013.80		31,581.97
NOV 23	112,322.12		29,128.51	19,130.33		96,432.47
DEC 23	212,091.01		21,235.11	18,142.27		59,429.46
2nd Quarter		194,722.77			226,416.47	
JAN 24	42,442.90		22,517.10	18,732.55		51,356.93
FEB 24	70,369.97		22,072.69	16,199.14		70,189.64
MAR 24	65,598.03		23,116.80	16,533.01		73,918.58
3rd Quarter		36,971.68			170,008.13	
APR 24	186,022.87		33,660.41	20,124.37		104,156.77
MAY 24	164,267.93		41,003.05	20,624.72		143,350.79
JUNE 24	248,463.76		41,606.58	21,105.85		109,211.06
Fourth Quarter		120,242.61			547,808.06	
TOTAL	\$ 1,862,575.16	\$ 466,105.91	\$ 398,645.66	\$ 228,090.39	\$ 1,382,528.05	\$ 1,009,167.74
6/30/2022 ACTUAL	1,570,012.45	429,178.15	382,295.51	230,798.58	1,293,987.74	945,724.19
\$ CHANGE FROM FY22	292,562.71	36,927.76	16,350.15	(2,708.19)	88,540.31	63,443.54
% CHANGE FROM FY22	16%	8%	4%	-1%	6%	6%
GENERAL FUND - PUBLIC SAFETY					600,000.00	
GENERAL FUND - PUBLIC WORKS					310,000.00	
GENERAL FUND - UNRESTRICTED	931,287.58		398,645.66	228,090.39	-	1,009,167.74
TOTAL DISTRIB TO GENERAL FUND	\$ 931,287.58	\$ -	\$ 398,645.66	\$ 228,090.39	\$ 910,000.00	\$ 1,009,167.74
DISTRIB TO BEACH PRESERVATION	\$ 931,287.58	\$ 466,105.91	\$ -	\$ -	\$ 150,000.00	\$ -
1% Required to Beach Preservation						
LOCAL ATAX TO BEACH PRES	\$ 1,397,393.49				A-TAX CMTE \$ 322,528.05	
+ 65% STATE ATAX APPLICATION	150,000.00					
+ CCPRC ANNUAL CONTRIBUTION (15-4100-5000)	77,850.00					
FY24 DISTRIB TO BEACH PRES	\$ 1,625,243.49					

Notes: FY23 Actuals Used for Projections
FY22 Actuals + 5% Used for Projections

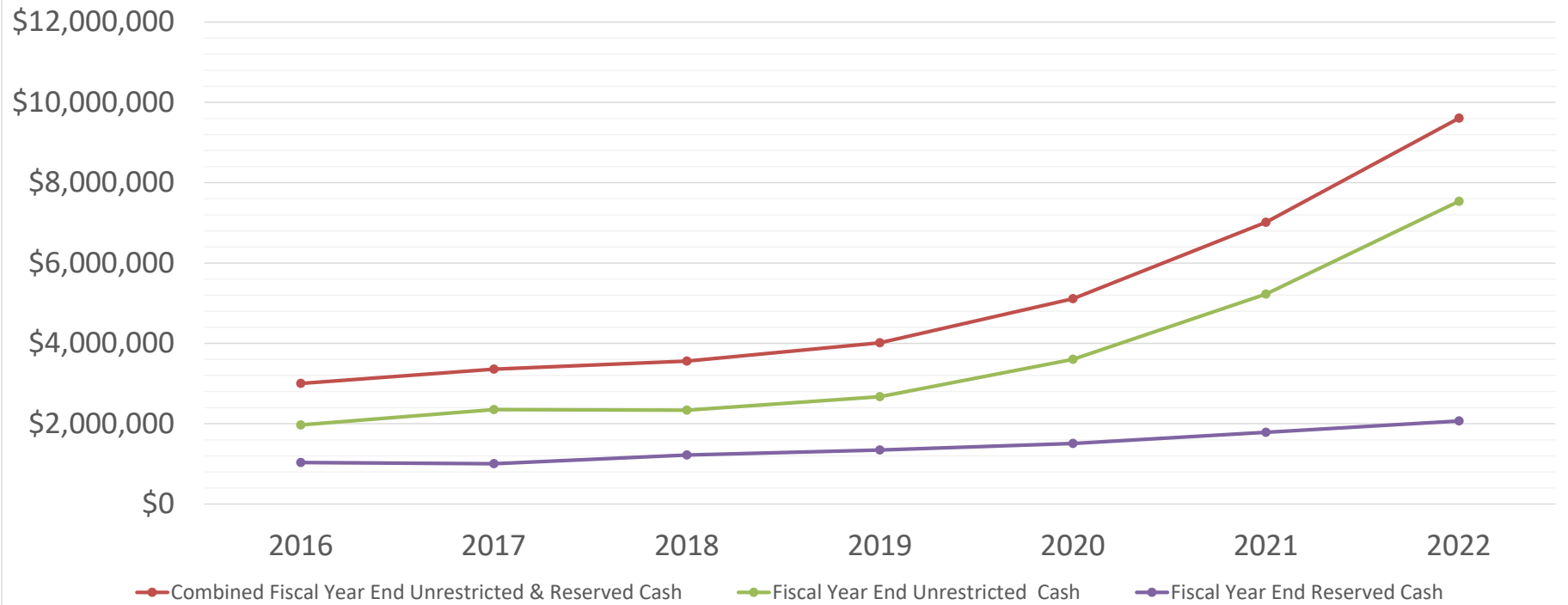
FY24 GENERAL FUND BUDGETED REVENUES OVER \$100,000 BY %



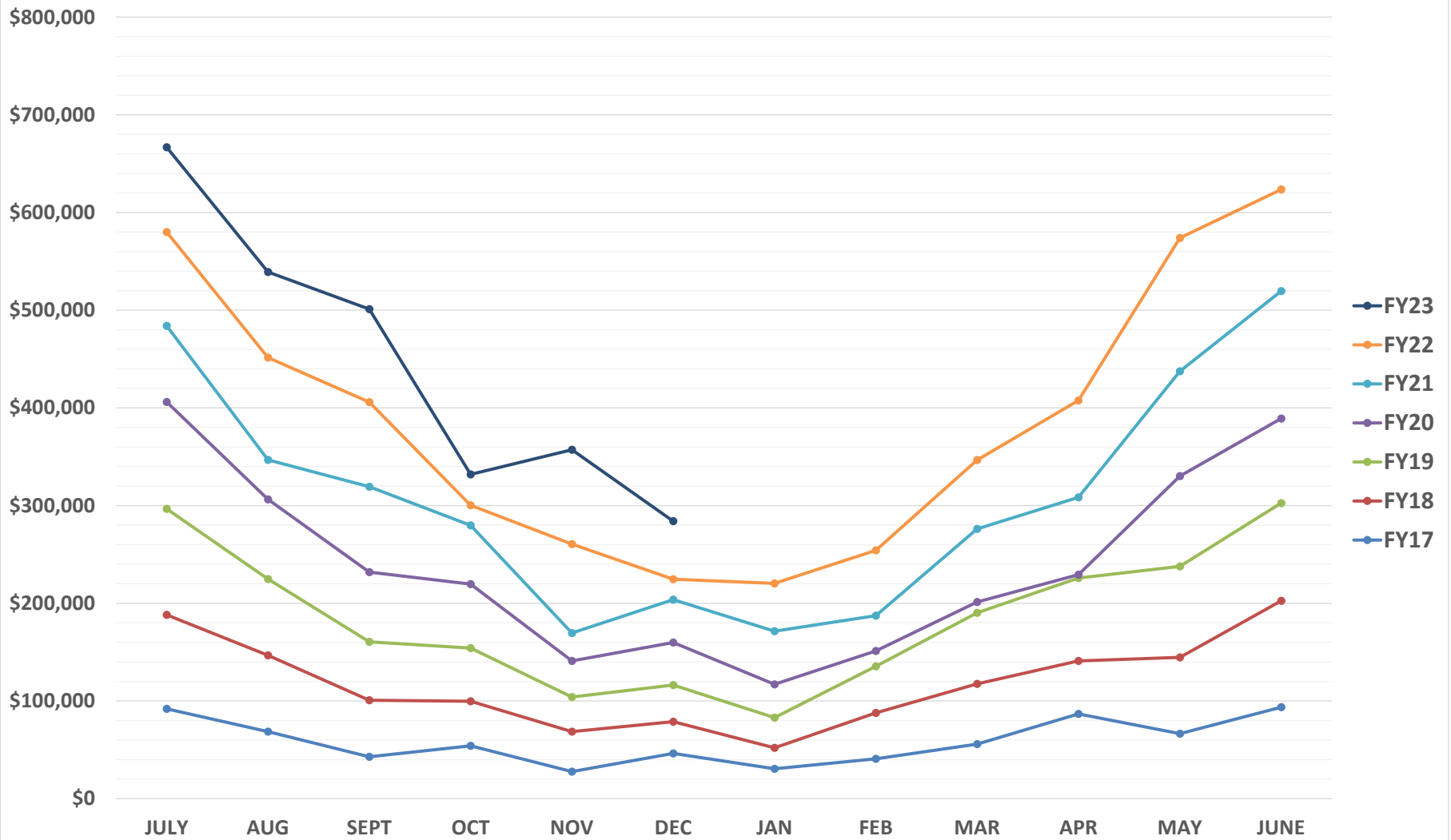
	\$	% INFLATION	INFL ADJ \$	ACTUAL \$ TO TOTAL ADJ DIFFERENCE	
FY24 Property Taxes (Budgeted)	\$ 3,110,455	4.1%	\$ 2,982,926	625,684	
FY23 Property Taxes (Budgeted)	\$ 2,740,158	6.5%	\$ 2,562,047	204,805	
FY22 Property Taxes	\$ 2,531,033	8%	\$ 2,328,550	(28,692)	
FY21 Property Taxes	\$ 2,490,208	1%	\$ 2,465,306	108,064	
FY20 Property Taxes	\$ 2,536,572	2%	\$ 2,485,840	128,598	County 5 year Property Value Assessment
FY19 Property Taxes	\$ 2,338,899	2%	\$ 2,292,121	(65,121)	
FY18 Property Taxes	\$ 2,157,928	2%	\$ 2,114,769	(242,473)	
FY17 Property Taxes	\$ 2,186,333	3%	\$ 2,120,743	(236,499)	
FY16 Property Taxes	\$ 2,295,559	1%	\$ 2,272,603	(84,639)	
FY15 Property Taxes	\$ 2,040,355	0%	\$ 2,040,355	(316,887)	County 5 year Property Value Assessment
FY14 Property Taxes	\$ 2,102,000	2%	\$ 2,059,960	(297,282)	
FY13 Property Taxes	\$ 2,026,976	2%	\$ 1,986,436	(370,806)	
FY12 Property Taxes	\$ 2,109,513	3%	\$ 2,046,228	(311,014)	
FY11 Property Taxes	\$ 2,357,242		\$ 2,357,242	-	
				(1,511,945)	



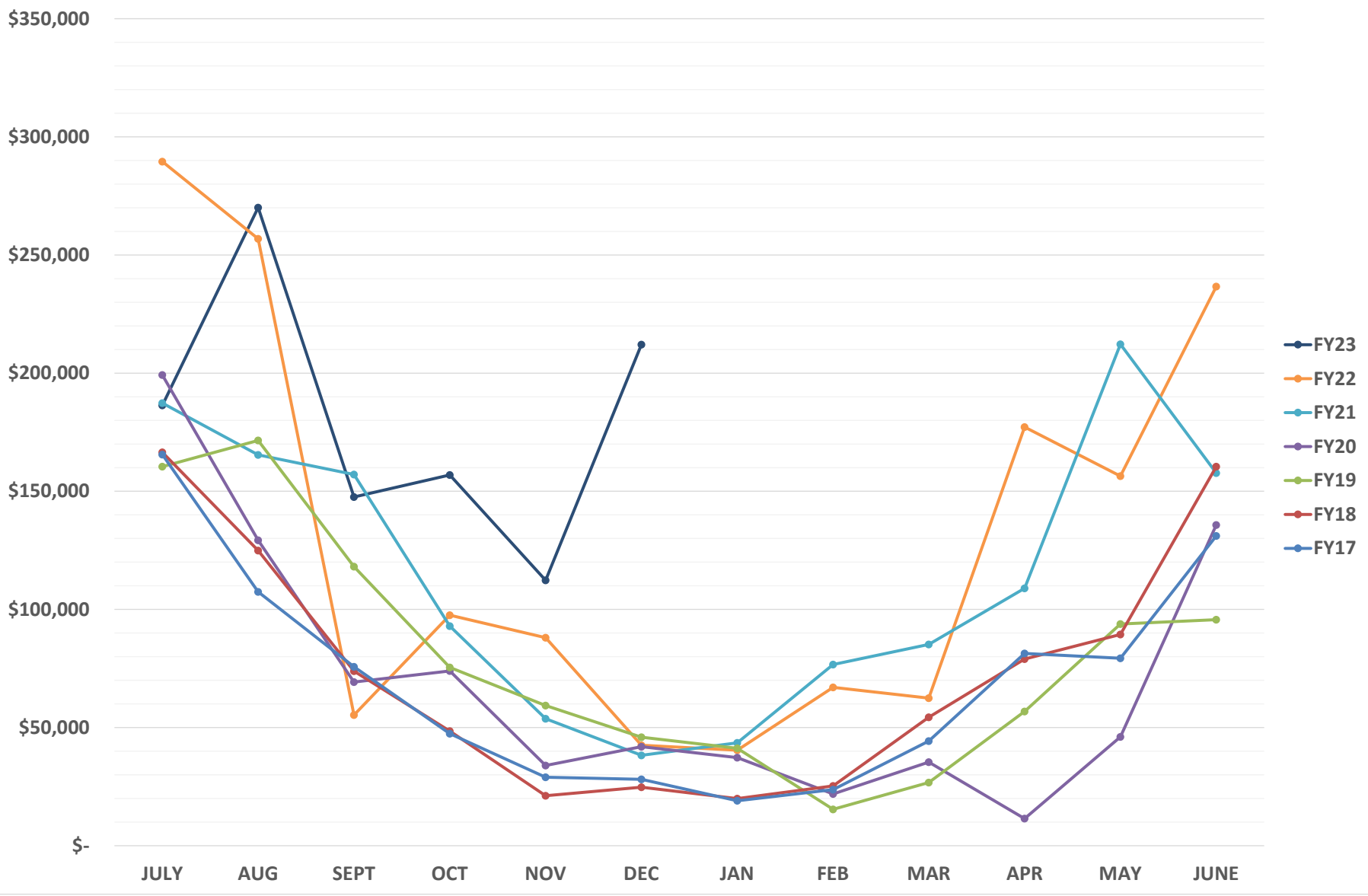
Fiscal Year End Unrestricted & Reserved Cash



Hospitality Tax Collections FY2017 to Present



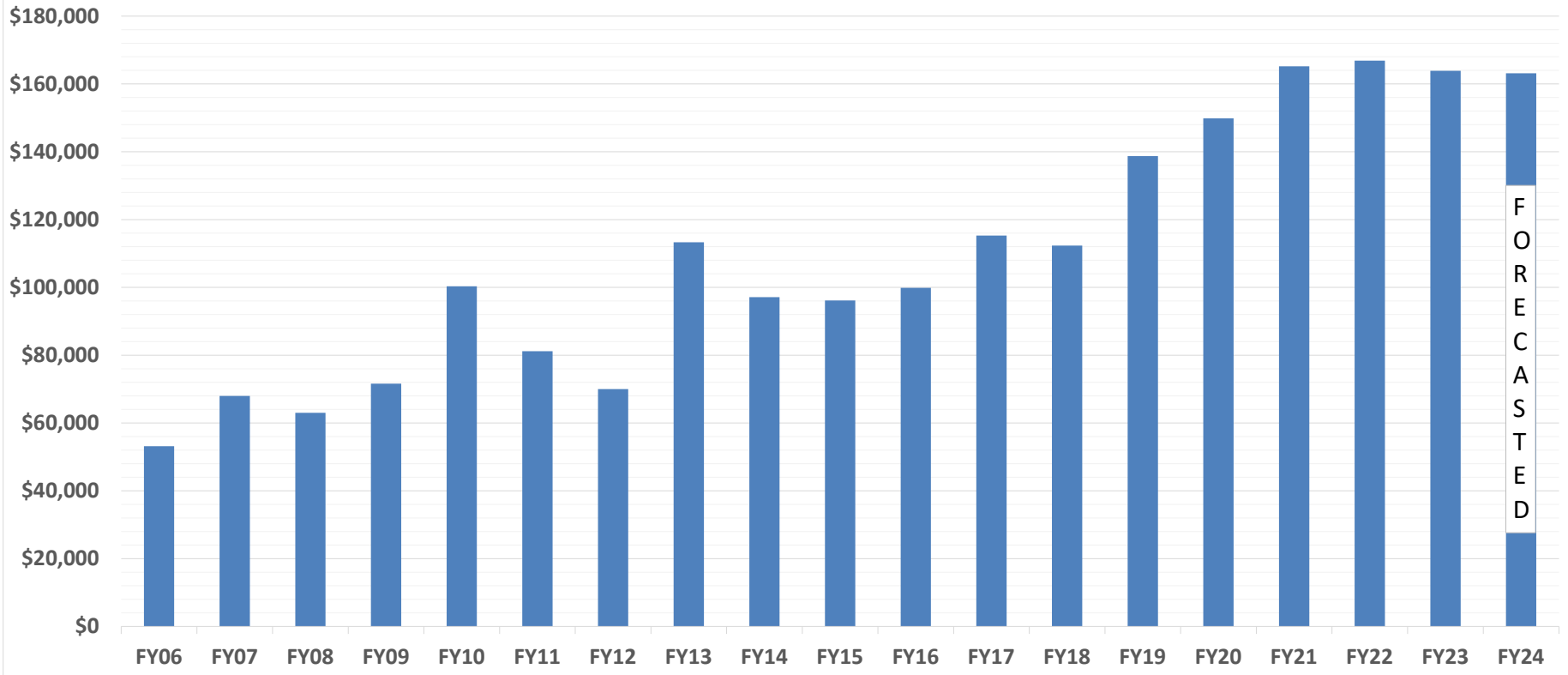
Local A-Tax Collections from FY17 to Present



Property Tax as a % of Revenues

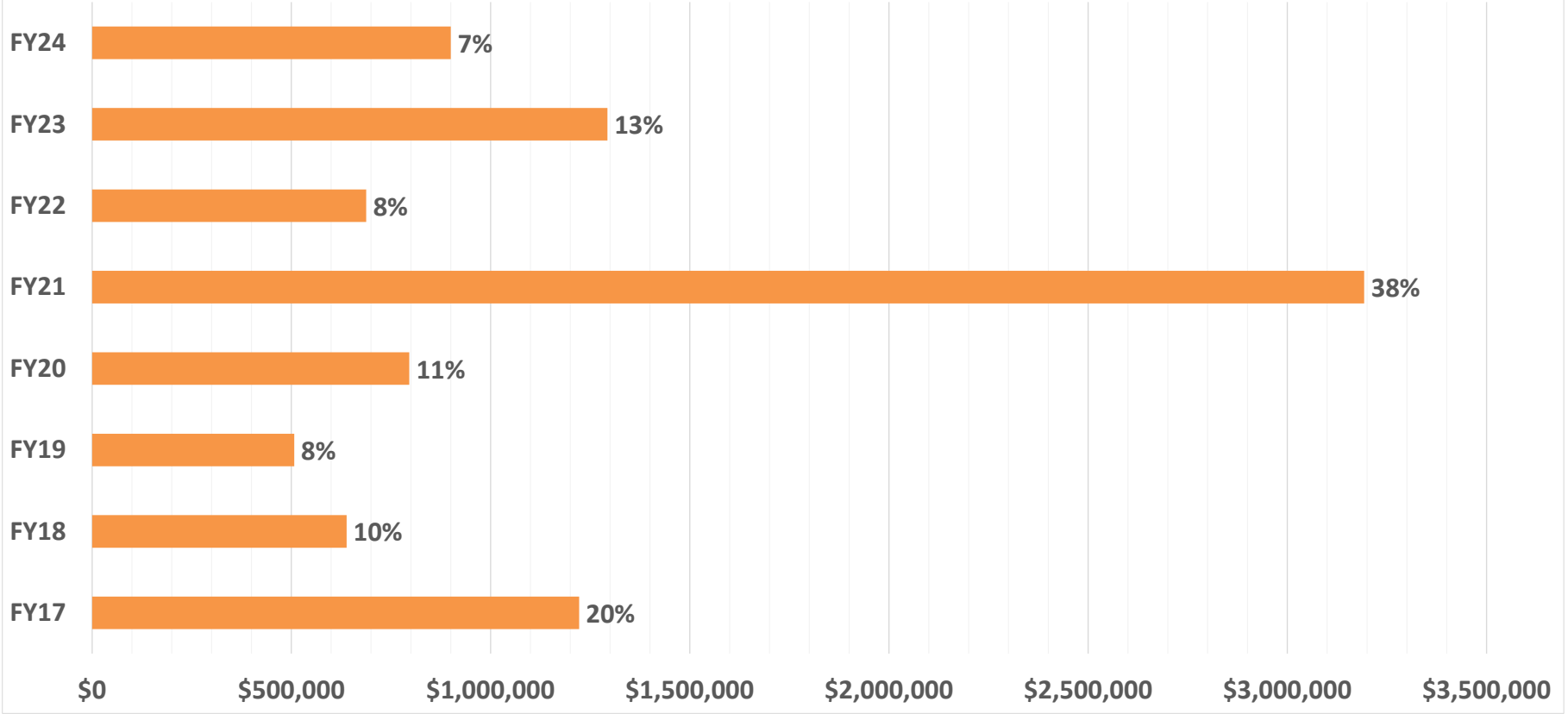
FY24 Total Revenues (Budgeted)	12,179,203	
FY24 Property Taxes (Budgeted)	3,110,455	26%
FY23 Total Revenues (Budgeted)	10,284,097	
FY23 Property Taxes (Budgeted)	2,909,631	28%
FY22 Total Revenues	10,701,374	
FY22 Property Taxes	2,531,033	24%
FY21 Total Revenues	9,743,656	
FY21 Property Taxes	2,490,208	26%
FY20 Total Revenues	7,768,221	
FY20 Property Taxes	2,536,572	33%
FY19 Total Revenues	7,331,859	
FY19 Property Taxes	2,338,899	32%
FY18 Total Revenues	6,797,144	
FY18 Property Taxes	2,157,928	32%
FY17 Total Revenues	6,344,541	
FY17 Property Taxes	2,186,333	34%
FY16 Total Revenues	5,876,679	
FY16 Property Taxes	2,295,559	39%
FY15 Total Revenues	5,053,482	
FY15 Property Taxes	2,040,355	40%
FY14 Total Revenues	4,839,148	
FY14 Property Taxes	2,102,000	43%
FY13 Total Revenues	4,726,745	
FY13 Property Taxes	2,026,976	43%
FY12 Total Revenues	4,651,582	
FY12 Property Taxes	2,109,513	45%
FY11 Total Revenues	4,794,839	
FY11 Property Taxes	2,357,242	49%

JIPSD Property Tax Payments



GENERAL GOVERNMENT

% of GF Budget



5100	GENERAL GOVERNMENT	2021 BGT	2021 ACT	2022 BGT	2022 ACT	2023 BGT	2024 BGT	2022 MAR ACT	2023 MAR ACT
3000	ADVERTISING	\$ 5,000	\$ 6,607	\$ 5,000	\$ 9,987	\$ 5,000	\$ 7,500	\$ 2,910	\$ 4,007
3002	EMPLOYEE RELATIONS	6,500	6,372	13,534	6,121	12,034	11,634	4,150	4,162
3003	PET HELPERS	6,500	6,500	6,500	6,500	6,500	10,500	-	-
3009	KEEPERS OF THE WILD	-	-	-	-	1,000	1,000	-	-
3005	SANDSPUR	6,900	6,900	6,900	6,900	6,900	6,900	6,900	6,900
3006	COMMUNITY PROMOTIONS	6,000	3,850	6,000	5,250	6,000	6,000	3,750	4,936
3007	SC ENVIRONMENTAL LAW PROJECT	5,000	-	-	-	-	-	-	-
3008	BIRDS OF PREY	-	-	-	-	1,000	1,000	-	-
3010	RECORD DIGITIZATION	5,000	-	-	-	-	-	-	-
3011	PUBLIC PROPERTY DEFACEMENT BOUNTIES	-	-	5,000	-	5,000	-	-	-
3150	POSTAGE & MAILINGS	9,000	5,071	10,000	6,354	9,000	11,500	4,186	2,522
3200	REPAIR & MAINTENANCE	-	-	-	-	-	-	-	-
3300	OPERATING SUPPLIES	24,605	10,608	11,200	11,378	48,700	22,700	11,122	10,079
3800	UTILITIES	125,000	113,147	127,400	127,701	159,000	188,500	88,903	108,462
4000	CAPITAL	-	2,195,128	18,000	-	-	-	-	-
4900	BANK CHARGES	8,000	1,332	3,209	738	3,000	3,000	374	635
5100	CONTRACTS	136,285	130,231	169,260	132,542	350,301	261,537	106,328	210,031
6100	GENERAL INSURANCE	30,146	29,451	47,148	47,726	48,288	48,288	47,726	48,288
6700	UNEMPLOYMENT INSURANCE	-	3,250	-	134	500	500	134	-
6900	RESERVE - EMPLOYEE DEVELOPMENT	-	-	4,800	-	-	-	-	-
6901	RESERVE - DOMINION NSSF MATCH	5,000	-	5,000	-	-	5,000	-	-
6902	RESERVE - CITIZENS RELIEF	-	-	-	-	-	-	-	940
6903	RESERVE - BEACH & MARSH LEGAL & ACQ	50,000	70,262	50,000	72,216	50,000	50,000	54,888	42,541
6905	RESERVE - CLAIMS/JUDGEMENTS	-	226,245	25,000	-	20,000	20,000	-	-
6907	RESERVE - CAP IMP/GRANT MATCH	10,000	-	25,000	575	303,133	-	575	32,442
6908	RESERVE - CAP ACQUISITION	-	-	-	1,950	-	-	-	6,800
6909	RESERVE - SPECIAL PROJECTS	10,000	-	-	1,755	-	-	1,755	-
7600	CELEBRATIONS	14,700	4,110	14,700	5,593	13,700	-	5,387	13,243
7850	DECLARED EMERGENCY	-	12,298	-	502	-	-	502	468
7870	DONATIONS	-	-	-	-	-	-	-	-
7901	PS BUILDING - PRINCIPAL	116,000	116,000	-	-	-	-	-	-
7903	GO BOND - PRINCIPAL	215,000	215,000	211,000	211,000	214,000	217,000	-	-
9020	PS BUILDING - INTEREST	1,462	1,462	-	-	-	-	-	-
9023	GO BOND - INTEREST	29,045	29,045	33,299	33,067	30,472	27,604	16,417	15,047
	TOTAL GENERAL GOVERNMENT	\$ 825,143	\$ 3,192,869	\$ 797,950	\$ 687,989	\$ 1,293,528	\$ 900,163	\$ 356,007	\$ 511,503

OPERATING SUPPLIES

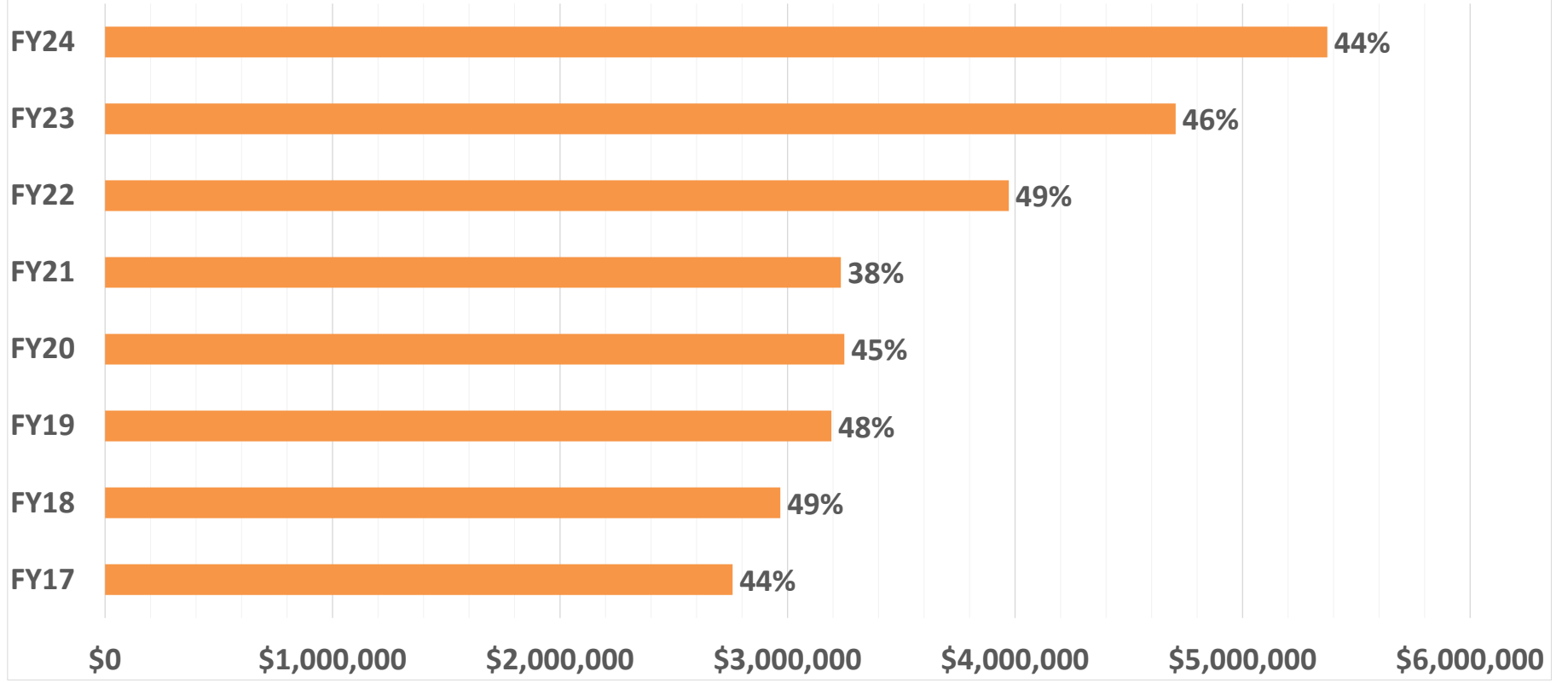
DEPT.	DESCRIPTION	FY21 BGT	FY22 BGT	FY23 BGT	FY24 BGT
5100	OFFICE SUPPLIES	9,805	10,500	10,500	11,000
	IT EQUIPMENT REPAIRS & MAINTENANCE	-		10,000	10,000
	CITY FURNITURE & RENOVATION UPFITS	13,000	-	2,000	1,000
	SAFETY COMMITTEE	-	400	400	400
	COMPLIANCE POSTERS	300	300	300	300
	COMMERCIAL VEHICLE DECALS - BUSINESS LICENSES	3,750	3,750	5,500	-
	GOLF CART STICKERS	1,500	-	-	-
	IT EQUIPMENT REFRESH	-	-	16,000	-
	LAPTOP REFRESH	-		4,000	-
	TOTAL	\$ 28,355	\$ 14,950	\$ 48,700	\$ 22,700

CONTRACTS

DEPT	VENDOR	DESCRIPTION	FY21 BGT	FY22 BGT	FY23 BGT	FY24 BGT
5100	JOE WILSON	CITY ATTORNEY	70,000	70,000	70,000	95,000
	GREENE FINNEY	ANNUAL AUDIT	22,400	23,000	45,000	40,000
	OUTSIDE LEGAL & INDEMNIFICATION	ATTORNEY SERVICES	20,000	30,000	30,000	30,000
	ELKO CONSULTING	MARSH ENVIRONMENTAL CONSULTING	2,000	5,000	5,000	20,000
	TBD	IT CLOSET RELOCATION & REPAIR	-	-	20,000	20,000
	VC3	IT DEPARTMENT SERVICES CONTRACT	-	-	114,000	16,500
	AMERICAN LEGAL	CODIFICATION	3,625	7,100	7,100	7,500
	CLEVELAND LAW FIRM	LABOR ATTORNEY	6,000	7,500	7,000	7,000
	JESSIE JAMES	CITY WEBSITE HOSTING	-	-	6,000	6,000
	IGNITE/TBD	CITY DIGITAL SIGNAGE	-	-	4,600	4,600
	VIEO DESIGN LLC OR TBD	WEBSITE HOSTING & PLUGINS	-	4,000	4,000	-
	FIRST SUN	EMPLOYEE ASSISTANCE PROGRAM	3,635	3,635	3,700	3,700
	TBD	TRAFFIC CAMERA SUPPORT	-	-	3,600	3,000
	ONSOLVE	CODE RED COMMUNITY NOTIFICATION SYSTEM	2,500	2,500	2,700	2,900
	GREENE FINNEY	NATURE CONSERVANCY & HISTORICAL SOCIETY TAXES	1,300	1,500	2,000	2,000
	ARTHUR J GALLAGHER	COMMERCIAL CRIME & CYBER INSURANCE	1,125	1,125	1,125	1,125
	MICROBILT (BB&T)	CREDIT CHECK SERVICE	800	800	900	1,000
	MCKAY COMMUNICATIONS	MEOC SATELLITE PHONES	612	612	612	612
	AMAZON MEMBERSHIP	SHIPPING SAVINGS	600	600	600	600
	TBD	MINUTES: UAB, PLANNING	800	1,000	1,500	-
	ATLANTIC BUSINESS CONTINUITY	CITY DISTASTER PREPAREDNESS TABLETOP DRILL	-	3,500	3,500	-
	VC3	IT SECURITY AUDIT	-	-	3,500	-
	TBD	CYBER ASSESSMENT	-	-	500	-
	TBD	MULTI FACTOR AUTHENTICATION	-	-	4,000	-
	TBD	MISC IT SUPPORT	-	-	3,000	-
	KNOWBE4	CYBER AWARENESS	-	-	1,944	-
	TBD	DARK WEB MONITORING	-	-	600	-
		TOTAL	\$ 135,397	\$ 161,872	\$ 346,481	\$ 261,537

PUBLIC SAFETY

% of GF Budget



5200/5220/5230/5240/5250 PUBLIC SAFETY		2021 BGT	2021 ACT	2022 BGT	2022 ACT	2023 BGT	2024 BGT	2022 MAR ACT	2023 MAR ACT
1100	FULL-TIME SALARIES	\$ 1,443,159	\$ 1,397,722	\$ 1,496,978	\$ 1,480,995	\$ 1,843,675	\$ 2,182,971	\$ 1,136,047	\$ 1,258,673
1103	PART-TIME SALARIES	323,587	294,769	380,221	367,672	392,503	259,883	271,773	271,837
1104	OVERTIME	136,677	79,691	142,314	110,137	183,192	222,260	79,616	118,739
1105	BONUS POINTS	5,000	3,500	5,000	5,000	5,000	4,000	5,000	4,000
1106	PART-TIME HOLIDAY INCENTIVE	1,300	-	-	-	-	-	-	54
1107	VICTIM ADVOCATE SALARY	4,136	3,949	4,384	4,321	4,500	4,500	3,291	3,371
1108	CERTIFICATION BONUSES	87,625	77,614	87,625	64,427	127,625	95,000	33,881	40,080
1400	HOUSING ALLOWANCE	36,000	42,000	36,000	29,400	36,000	39,600	22,200	27,900
2100	HEALTH INSURANCE	218,632	207,096	240,736	208,277	321,377	452,521	157,984	190,101
2101	FICA	145,512	140,477	148,978	155,025	185,082	203,881	116,377	127,817
2102	RETIREMENT - SCRS	90,885	82,202	90,669	85,732	118,042	103,092	65,075	61,509
2103	RETIREMENT - PORS	232,975	213,374	268,129	265,065	352,257	446,638	200,788	242,049
3000	AUGMENTATION PROGRAM	14,000	20,128	14,000	19,033	16,030	16,030	11,808	10,210
3150	POSTAGE	-	-	-	-	-	-	-	-
3200	REPAIRS/MAINTENANCE	10,050	10,875	10,050	12,557	10,050	10,500	7,716	11,365
3300	OPERATING SUPPLIES	80,181	63,709	138,181	135,574	131,700	161,200	72,340	41,909
3307	VICTIMS ADV OPERATING EXPENSES	-	258	-	2,811	-	-	2,329	1,072
3400	DUES, TRNG, & PROF DEV	44,165	44,821	62,065	35,764	58,000	58,250	29,740	41,737
3500	FUEL	58,000	50,116	65,000	78,055	77,000	80,400	52,419	72,666
3550	VEHICLE REPAIRS & MAINT	82,000	79,939	82,000	85,199	72,000	55,000	59,799	31,268
3700	UNIFORMS	25,500	27,180	25,500	32,074	31,500	36,500	25,729	12,601
3800	UTILITIES	34,722	22,901	37,662	25,614	51,462	44,492	22,086	26,871
4000	CAPITAL	155,350	173,048	193,050	218,667	48,000	35,000	63,670	46,675
5100	CONTRACTS	97,684	70,485	106,984	71,146	215,828	426,196	56,100	68,459
6100	GENERAL INSURANCE	68,174	67,090	85,793	90,661	105,652	107,725	90,326	99,924
6800	WORKERS COMP INSURANCE	33,812	60,252	42,558	56,172	53,453	58,823	50,617	61,940
6900	RESERVE-PUBLIC SAFETY VEHICLES & EQUIP	33,000	-	-	-	-	26,000	-	-
6901	RESERVE-PUBLIC SAFETY RADIOS	-	-	14,000	-	14,000	-	-	-
6902	RESERVE - RECORD MGMT/CENTRAL DISP	21,865	-	-	-	10,000	-	-	-
6905	RESERVE-PUBLIC SAFETY HOUSING	-	-	-	-	-	-	-	-
6906	RESERVE-EMERGENCY PREPAREDNESS	-	-	60,000	65,118	-	-	65,118	-
6907	RESERVE-VICTIMS ADVOCACY	50	-	-	24,495	-	-	-	-
6908	RESERVE-NATIONAL NIGHT OUT	819	-	-	-	-	-	-	-
6909	RESERVE-BOAT LAUNCH/TRAILER PARKING	80,000	-	-	-	-	-	-	75,079
7700	PUBLIC SAFETY GRANTS	-	-	-	-	-	-	-	-
7850	DECLARED EMERGENCY	-	506	-	1,635	-	-	1,635	-
7900	FIRE TRUCK-PRINCIPAL	-	-	222,008	222,008	224,695	227,413	222,008	224,694
9021	FIRE TRUCK-INTEREST	-	-	19,501	19,501	16,815	14,096	19,501	16,814
TOTAL PUBLIC SAFETY		\$ 3,564,861	\$ 3,233,702	\$ 4,079,386	\$ 3,972,135	\$ 4,705,438	\$ 5,371,970	\$ 2,944,973	\$ 3,189,414

5200 Police		2021 BGT	2021 ACT	2022 BGT	2022 ACT	2023 BGT	2024 BGT	2022 MAR ACT	2023 MAR ACT
1100	SALARIES	\$ 986,747	\$ 964,911	\$ 1,026,450	\$ 1,015,175	\$ 1,184,377	\$ 1,328,573	\$ 781,070	\$ 843,471
1103	PART-TIME SALARIES	79,703	49,091	80,000	121,844	90,001	18,827	79,949	78,974
1104	OVERTIME	75,421	39,834	79,394	40,092	90,428	103,352	31,829	45,981
1105	BONUS POINTS	-	-	-	-	-	-	-	-
1107	VICTIMS ADVOCATE SALARIES	-	24	-	24	-	-	24	24
1108	CERTIFICATION BONUSES	59,875	59,611	59,875	44,944	89,875	65,000	26,240	24,197
1400	HOUSING ALLOWANCE	34,200	32,100	34,200	18,600	25,200	28,800	14,100	17,700
2100	HEALTH INSURANCE	137,809	135,583	168,783	135,170	181,150	265,701	102,782	121,694
2101	FICA	87,353	84,713	90,717	93,456	104,408	110,983	70,100	74,842
2102	RETIREMENT - SCRS	23,705	11,338	19,858	12,922	26,689	15,811	8,765	3,909
2103	RETIREMENT - PORS	179,933	169,877	204,382	198,397	244,655	289,366	151,099	172,765
3000	AUGMENTATION PROGRAM	14,000	20,128	14,000	19,033	16,030	16,030	11,808	10,210
3200	REPAIRS/MAINTENANCE	8,000	6,606	8,000	10,302	8,000	2,000	7,054	7,349
3300	OPERATING SUPPLIES	46,381	30,171	86,381	90,967	76,700	67,950	58,038	20,583
3307	VICTIM ADVOCATE OPERATING SUPPLIES	-	199	-	2,395	-	-	2,005	706
3400	DUES, TRNG, & PROF DEV	21,865	21,405	21,865	18,981	22,000	20,500	15,620	12,876
3500	FUEL	48,000	44,382	55,000	68,311	65,000	61,600	45,412	61,333
3550	VEHICLE REPAIRS & MAINT	42,000	50,624	42,000	53,250	42,000	26,500	42,254	26,484
3700	UNIFORMS	18,000	18,246	18,000	23,333	20,000	16,500	22,807	9,482
3800	UTILITIES	20,562	15,458	24,662	17,309	39,262	35,092	15,484	20,758
4000	CAPITAL	155,350	173,048	171,050	168,237	32,000	-	45,494	30,015
5100	CONTRACTS	37,984	40,779	47,284	47,251	136,328	305,896	34,812	40,193
6100	GENERAL INSURANCE	49,428	48,858	64,434	64,464	78,313	76,766	64,129	72,585
6800	WORKERS COMP INSURANCE	24,566	47,084	30,908	42,192	38,275	41,049	38,305	44,253
6900	RESERVE-PS VEHICLES & EQUIPMENT	18,000	-	-	-	-	-	-	-
6901	RESERVE-POLICE RADIOS	-	-	-	-	-	-	-	-
6902	RESERVE - RECORD MGMT/CENTRAL DISP	-	-	-	-	-	-	-	-
6905	RESERVE-POLICE HOUSING	-	-	-	-	-	-	-	-
6906	RESERVE-POLICE EMERGENCY PREPAREDNESS	-	-	24,000	28,304	-	-	28,304	-
6907	RESERVE-VICTIMS ADVOCACY	50	-	-	-	-	-	-	-
6908	RESERVE-NATIONAL NIGHT OUT	819	-	-	-	-	-	-	-
6909	RESERVE-BOAT LAUNCH/TRAILER PARKING	80,000	-	-	-	-	-	-	75,079
7700	PUBLIC SAFETY GRANTS	-	-	-	-	-	-	-	-
7850	DECLARED EMERGENCY	-	428	-	1,240	-	-	1,240	-
TOTAL POLICE		\$ 2,249,751	\$ 2,064,498	\$ 2,371,243	\$ 2,336,193	\$ 2,610,691	\$ 2,896,295	\$ 1,698,724	\$ 1,815,463

REPAIR & MAINTENANCE

DEPT.	DESCRIPTION	FY21 BGT	FY22 BGT	FY23 BGT	FY24 BGT
5200	SMALL ENGINE REPAIR/MAINTENANCE	4,000	4,000	4,000	1,000
	SMALL ELECTRONIC REPAIR/MAINTENANCE	4,000	4,000	4,000	1,000
		\$ 8,000	\$ 8,000	\$ 8,000	\$ 2,000

OPERATING SUPPLIES

DEPT.	DESCRIPTION	FY21 BGT	FY22 BGT	FY23 BGT	FY24 BGT
5200	DELL RUGGED IN CAR COMPUTERS/DESKTOP UPGRADES	-	30,000	3,000	15,700
	PSO/STAFF EQUIPMENT	15,000	15,000	15,000	12,250
	WATCHGUARD BODY CAMERAS & BATTERIES - 6	-	3,000	10,000	10,000
	OFFICE SUPPLIES	8,000	8,000	9,000	8,500
	RADAR SYSTEMS (3 SYSTEMS)	5,500	5,500	5,500	5,500
	SPECIAL EVENTS	5,000	5,000	5,000	5,000
	MARINE 1101 WATER RESCUE EQUIPMENT	3,000	3,500	3,500	-
	NON-CATEGORIZED INCIDENTALS	2,000	2,000	3,500	2,500
	OSHA COMPLIANCE SUPPLIES	2,200	2,200	2,200	2,000
	EVIDENCE PROCESSING	1,500	1,500	1,500	1,500
	PUBLIC RELATIONS/OUTREACH	681	1,681	1,500	1,500
	TRAF-O-TERIA PARKING TICKETS/CARBON COPY FORMS	1,500	-	-	1,500
	EMPLOYEE RECOGNITION	1,000	1,000	1,000	1,000
	ANIMAL CONTROL SUPPLIES	1,000	1,000	1,000	1,000
	2021 MOUNTS/ RE-ALIGN/RE-POSITION ALPR NB SIDE	-	7,000	15,000	-
	2021 BEACH PATROL VEHICLE FY 23 E- BIKE	9,300	-	-	-
		\$ 55,681	\$ 86,381	\$ 76,700	\$ 67,950

DUES, TRAINING, & PROFESSIONAL DEVELOPMENT

DEPT.	EMPLOYEE	DESCRIPTION	FY21 BGT	FY22 BGT	FY23 BGT	FY24 BGT
5200	SELECT	TRAINING (SCCJA, VA, CSI, PIO, SUPERVISOR, ANNUAL BLOCK TRAINING)	4,000	4,000	4,000	6,000
	ALL	AMMUNITION FOR TRAINING & QUALIFICATION	3,865	3,865	5,000	5,000
	SELECT	TRAVEL & BOARDING FOR TRAINING	4,000	4,000	4,000	4,000
	ALL	DEPARTMENT RANGE MEMBERSHIP	3,000	3,000	3,000	3,000
	ALL	HOSTED TRAINING (NCIC, SFST, TASER, NOISE, INTERVIEW)	3,500	3,500	2,500	2,500
	CONSTABLES	ANNUAL APPRECIATION DINNER	2,000	2,000	2,000	-
		TOTAL	\$ 20,365	\$ 20,365	\$ 20,500	\$ 20,500

CONTRACTS

DEPT	VENDOR	DESCRIPTION	FY21 BGT	FY22 BGT	FY23 BGT	FY24 BGT
5200	THREE POLICE FLEET VEHICLES AND UPFITTING	MOVED FROM POLICE CAPITAL - CARS LEASED NOT PURCHASED	130,050	130,050	38,544	162,866
	VC3	IT DEPARTMENT SERVICES CONTRACT	-	-	-	58,000
	CHARLESTON COUNTY	DIGITAL RADIO USER FEE	29,184	29,184	29,184	29,184
	WATCHGUARD HOSTED EVIDENCE LIBRARY.COM	VIDEO & AUDIO STORAGE	15,000	12,000	12,000	12,000
	POWER DMS	DOCUMENT MANAGEMENT (3yr Contract - FY24 Next Renewal)	8,000	9,000	9,000	9,000
	CLEAR SOFTWARE/THOMPSON REUTERS WEST	PD INVESTIGATION SOFTWARE	3,500	4,400	4,400	4,400
	CAROLINA RECORDING SYSTEMS, INC.	ANNUAL MAINTENANCE OF COMMUNICATIONS RECORDING SYSTEM	3,600	4,000	4,000	4,250
	MOBILE COMMUNICATIONS	DIGITAL RADIO MAINTENANCE FEE	4,000	4,000	4,000	4,000
	HIRING COSTS, MISC. VENDORS	HIRING COSTS	3,000	3,000	3,000	3,000
	LEADS ONLINE	PD INVESTIGATION SOFTWARE	2,200	2,200	2,200	2,200
	DATAMAXX APPLIED TECHNOLOGIES	NCIC ACCESS SOFTWARE MAINTENANCE	1,600	1,600	1,600	1,600
	LOW COUNTRY DRUG SCREENING	DRUG TESTING	1,000	1,000	1,000	1,000
	SC SURPLUS PROPERTY	ANNUAL AUCTION SUBSCRIPTION	800	800	800	800
	VC3	KIWI CENTRALIZED LOGGING / SYSLOG	-	-	1,320	210
	CONCORD TECHNOLOGIES	FAX TO EMAIL	-	-	-	200
	BUDGET AND CONTROL	NCIC ROUTER MAINT/MGT	-	-	-	-
	CRIMESTAR	SERVER REFRESH	-	-	11,600	-
	AXON TASER	POLICE TASERS (60 month finance/sole source)	-	-	-	13,186
		TOTAL	\$ 201,934	\$ 201,234	\$ 122,648	\$ 305,896

5220 Fire		2021 BGT	2021 ACT	2022 BGT	2022 ACT	2023 BGT	2024 BGT	2022 MAR ACT	2023 MAR ACT
1100	SALARIES	\$ 297,583	\$ 277,124	\$ 301,603	\$ 295,699	\$ 474,499	\$ 660,054	\$ 225,376	\$ 292,076
1103	PART-TIME SALARIES	211,109	213,728	267,446	224,662	267,446	98,677	174,460	171,853
1104	OVERTIME	31,425	28,223	31,425	47,013	58,884	82,647	32,070	52,185
1105	BONUS POINTS	5,000	3,500	5,000	5,000	5,000	4,000	5,000	4,000
1106	PART-TIME HOLIDAY INCENTIVE	1,300	-	-	-	-	-	-	54
1108	CERTIFICATION BONUSES	27,750	18,003	27,750	19,483	37,750	30,000	7,641	15,883
1400	HOUSING ALLOWANCE	1,800	7,800	1,800	10,500	10,800	10,800	7,800	8,100
2100	HEALTH INSURANCE	53,118	46,823	46,878	48,871	112,973	156,949	36,468	49,016
2101	FICA	41,219	40,165	40,421	44,963	61,263	64,365	33,667	40,080
2102	RETIREMENT - SCRS	32,849	39,198	32,351	36,604	46,964	18,314	28,856	28,187
2103	RETIREMENT - PORS	53,042	43,497	63,747	66,668	107,603	157,272	49,689	69,284
3200	REPAIRS/MAINTENANCE	2,050	4,269	2,050	2,255	2,050	1,500	662	4,016
3300	OPERATING SUPPLIES	30,800	33,459	44,800	41,174	45,000	43,250	13,595	19,991
3400	DUES, TRNG, & PROF DEV	19,800	21,944	37,700	14,283	33,500	32,000	11,620	26,514
3500	FUEL	10,000	5,734	10,000	9,744	12,000	15,000	7,007	11,333
3550	VEHICLE REPAIRS & MAINT	40,000	29,315	40,000	31,949	30,000	23,000	17,545	4,784
3700	UNIFORMS	6,000	8,120	6,000	7,577	10,000	14,500	2,205	3,119
3800	UTILITIES	13,600	7,443	13,000	8,305	12,200	9,400	6,602	6,113
4000	CAPITAL	-	-	16,000	50,430	16,000	22,000	18,176	16,660
5100	CONTRACTS	49,700	29,296	49,700	23,895	38,300	57,800	21,288	20,106
6100	GENERAL INSURANCE	18,746	18,232	21,359	26,197	27,339	26,898	26,197	27,339
6800	WORKERS COMP INSURANCE	9,246	13,155	11,651	13,980	15,178	17,774	12,312	17,687
6900	RESERVE-PS VEHICLES & EQUIPMENT	15,000	-	-	-	-	-	-	-
6901	RESERVE-FIRE RADIOS	-	-	-	-	-	-	-	-
6905	RESERVE-FIRE HOUSING	-	-	-	-	-	-	-	-
6906	RESERVE-FIRE EMERGENCY PREPAREDNESS	-	-	36,000	36,814	-	-	36,814	-
7850	DECLARED EMERGENCY	-	78	-	395	-	-	395	-
7900	FIRE TRUCK-PRINCIPAL	-	-	222,008	222,008	224,695	227,413	222,008	224,694
9021	FIRE TRUCK-INTEREST	-	-	19,501	19,501	16,815	14,096	19,501	16,814
	TOTAL FIRE	\$ 971,137	\$ 889,106	\$ 1,348,189	\$ 1,307,970	\$ 1,666,259	\$ 1,787,710	\$ 1,016,954	\$ 1,129,888

REPAIR & MAINTENANCE

DEPT.	DESCRIPTION	FY21 BGT	FY22 BGT	FY23 BGT	FY24 BGT
5220	SMALL ENGINE REPAIR/MAINTENANCE	1,025	1,025	1,025	750
	SMALL ELECTRONIC REPAIR/MAINTENANCE	1,025	1,025	1,025	750
		\$ 2,050	\$ 2,050	\$ 2,050	\$ 1,500

OPERATING SUPPLIES

DEPT.	DESCRIPTION	FY21 BGT	FY22 BGT	FY23 BGT	FY24 BGT
5220	FIREFIGHTING GEAR / STAFF PPE EQUIPMENT	16,000	25,000	25,000	25,000
	MEDICAL EQUIPMENT	7,500	11,000	11,000	11,000
	FIRE HOSE REPLACEMENT	3,600	3,600	3,600	3,600
	OSHA COMPLIANCE SUPPLIES	2,200	2,200	2,200	1,950
	PSO/STAFF EQUIPMENT	1,000	1,000	2,700	1,200
	PUBLIC RELATIONS/OUTREACH	500	500	500	500
	PORTABLE FIRE PUMP	-	1,500	-	-
	TOTAL	\$ 30,800	\$ 44,800	\$ 45,000	\$ 43,250

DUES, TRAINING, & PROFESSIONAL DEVELOPMENT

DEPT.	EMPLOYEE	DESCRIPTION	FY21 BGT	FY22 BGT	FY23 BGT	FY24 BGT
5220	SELECT	FIRE ACADEMY (2 PERSONNEL)	1,000	2,500	10,000	10,000
	SELECT	EMT BASIC LIFE SUPPORT TRAINING	6,000	16,000	10,000	10,000
	ALL	HOSTED TRAINING (FIRE PUMP OPS, EVDT, BLS,EMT)	1,500	7,000	7,000	7,000
	FIRE	FIRE TRAINING MANAGEMENT SOFTWARE	4,100	5,000	5,000	5,000
	ALL	WATER RESCUE & FIRST RESPONDER TRAINING	1,500	1,500	1,500	-
	ALL	LEADERSHIP SCHOOLS	5,700	5,700	-	-
			\$ 19,800	\$ 37,700	\$ 33,500	\$ 32,000

CAPITAL

DEPT	DESCRIPTION	FY21 BGT	FY22 BGT	FY23 BGT	FY24 BGT
5220	LUCAS DEVICE (CPR)	-	16,000	-	22,000
	BEACH RESCUE CART	-	-	16,000	-
	TOTAL	\$ -	\$ 16,000	\$ 16,000	\$ 22,000

CONTRACTS

DEPT	VENDOR	DESCRIPTION	FY21 BGT	FY22 BGT	FY23 BGT	FY24 BGT
5220	VC3	IT DEPARTMENT SERVICES CONTRACT	-	-	-	19,500
	CAROLINA CENTER FOR OCCUPATION	FIREFIGHTER PHYSICALS	10,000	10,000	10,000	10,000
	ANDERSON, AMERICAN,LESLIE, STAR AIR	MASK FIT, LADDER, PUMP, AIR TESTING	9,000	9,000	9,000	9,000
	ESO SOLUTIONS (WAS XEROX CORP)	FIRE SOFTWARE MAINTENANCE	4,100	4,300	8,600	8,600
	SPARTAN FIRE APPARATUS	FIRE TRUCKS PREVENTATIVE MAINTENANCE	7,000	7,000	7,000	7,000
	DR. FRENCH	MEDICAL MALPRACTICE INSURANCE	2,100	2,100	2,100	2,100
	ROBERTS OXYGEN	MEDICAL OXYGEN	1,600	1,600	1,600	1,600
	WAGENBRENNER, ROBERT	COMPLIANCE OFFICER CONTRACT	20,000	20,000	-	-
		TOTAL	\$ 53,800	\$ 54,000	\$ 38,300	\$ 57,800

5230 Dispatch		2021 BGT	2021 ACT	2022 BGT	2022 ACT	2023 BGT	2024 BGT	2022 MAR ACT	2023 MAR ACT
1100	SALARIES	\$ 158,830	\$ 155,687	\$ 168,925	\$ 170,121	\$ 184,799	\$ 194,344	\$ 129,601	\$ 123,126
1103	PART-TIME SALARIES	32,775	31,950	32,775	21,166	35,055	18,827	17,364	21,010
1104	OVERTIME	29,831	11,634	31,495	23,032	33,880	36,261	15,717	20,573
1107	VICTIM ADVOCATE SALARY	4,136	3,925	4,384	4,297	4,500	4,500	3,267	3,347
1400	HOUSING ALLOWANCE	-	2,100	-	300	-	-	300	2,100
2100	HEALTH INSURANCE	27,705	24,690	25,075	24,236	27,254	29,871	18,734	19,391
2101	FICA	16,940	15,599	17,839	16,606	19,411	19,082	12,610	12,895
2102	RETIREMENT - SCRS	34,331	31,666	38,460	36,206	44,389	46,118	27,454	29,413
3300	OPERATING SUPPLIES	3,000	79	7,000	3,433	10,000	44,000	707	1,335
3307	VICTIMS ADVOCATE OPERATING EXPENSES	-	59	-	416	-	-	324	366
3400	DUES, TRNG, & PROF DEV	2,500	1,472	2,500	2,500	2,500	2,750	2,500	2,347
3700	UNIFORMS	1,500	814	1,500	1,164	1,500	1,500	717	-
3800	UTILITIES	560	-	-	-	-	-	-	-
4000	CAPITAL	-	-	6,000	-	-	-	-	-
5100	CONTRACTS	10,000	410	10,000	-	41,200	44,500	-	8,160
6100	GENERAL INSURANCE	-	-	-	-	-	-	-	-
6800	WORKERS COMP INSURANCE	-	13	-	-	-	-	-	-
6901	RESERVE-DISPATCH RADIOS	-	-	14,000	-	14,000	-	-	-
6902	RESERVE - RECORD MGMT/CENTRAL DISP	21,865	-	-	-	10,000	-	-	-
6905	RESERVE-DISPATCH HOUSING	-	-	-	-	-	-	-	-
6906	RESERVE-DISPATCH EMERGENCY PREPAREDNESS	-	-	-	-	-	-	-	-
6907	RESERVE-VICTIMS ADVOCACY	-	-	-	24,495	-	-	-	-
7850	DECLARED EMERGENCY	-	-	-	-	-	-	-	-
TOTAL DISPATCH		\$ 343,972	\$ 280,098	\$ 359,954	\$ 327,972	\$ 428,488	\$ 441,753	\$ 229,295	\$ 244,063

OPERATING SUPPLIES

	DESCRIPTION	FY21 BGT	FY22 BGT	FY23 BGT	FY24 BGT
5230	DISPATCH - HEADSETS, HANDSETS, CONSOLE IMPROVEMENTS	-	4,000	4,000	41,000
	STAFF EQUIPMENT & ERGONOMICS	3,000	3,000	3,000	3,000
	RADIO CONSOLETTTE	-	6,000	3,000	-
	TOTAL	\$ 3,000	\$ 13,000	\$ 10,000	\$ 44,000

DUES, TRAINING, & PROFESSIONAL DEVELOPMENT

DEPT.	EMPLOYEE	DESCRIPTION	FY21 BGT	FY22 BGT	FY23 BGT	FY24 BGT
5230	ALL	HOSTED TRAINING (NCIC, APCO,PROQA)	750	750	750	1,000
	ALL	TRAVEL & BOARD FOR TRAINING	1,000	1,000	1,000	1,000
	ALL	OUTSIDE TRAINING (INSTRUCTOR, SCCJA)	750	750	750	750
			\$ 2,500	\$ 2,500	\$ 2,500	\$ 2,750

CONTRACTS

DEPT	VENDOR	DESCRIPTION	FY21 BGT	FY22 BGT	FY23 BGT	FY24 BGT
5230	EXECUTIVE INFORMATION SERVICES, INC	COMPUTER AIDED DISPATCH (CAD)/RECORDS MGMT SOFTWARE (RMS)	-	-	-	34,000
	RAPID DEPLOY	COMPUTER AIDED DISPATCH	-	15,000	15,000	-
	ALEN	POLICE DISPATCH & RMS SOFTWARE	14,400	13,000	13,000	-
	COUNTY CAD PROVIDER	COUNTY CAD INTEROPERABILITY	5,000	5,000	5,000	-
	ALEN	CAD TO RMS DATA PLATFORM	5,000	5,000	5,000	-
	NDI RECOGNITION SYSTEMS / FLOCK	LPR CAMERA	3,200	3,200	3,200	6,000
	VC3	IT DEPARTMENT SERVICES CONTRACT	-	-	-	4,500
		TOTAL	\$ 27,600	\$ 41,200	\$ 41,200	\$ 44,500

5240 Marine		2021 BGT	2021 ACT	2022 BGT	2022 ACT	2023 BGT	2024 BGT	2022 MAR ACT	2023 MAR ACT
3200	REPAIRS/MAINTENANCE	\$ -	\$ -	\$ -	\$ -	\$ -	\$ 1,000	\$ -	\$ -
3300	OPERATING SUPPLIES	-	-	-	-	-	3,500	-	-
3400	DUES, TRNG, & PROF DEV	-	-	-	-	-	3,000	-	-
3500	FUEL	-	-	-	-	-	800	-	-
3550	VEHICLE REPAIRS & MAINT	-	-	-	-	-	4,000	-	-
3700	UNIFORMS	-	-	-	-	-	1,000	-	-
4000	CAPITAL	-	-	-	-	-	13,000	-	-
5100	CONTRACTS	-	-	-	-	-	-	-	-
6100	GENERAL INSURANCE	-	-	-	-	-	798	-	-
6800	WORKERS COMP INSURANCE	-	-	-	-	-	-	-	-
6900	RESERVE-MARINE VEHICLES & EQUIPMENT	-	-	-	-	-	26,000	-	-
7850	DECLARED EMERGENCY	-	-	-	-	-	-	-	-
TOTAL MARINE		\$ -	\$ -	\$ 359,954	\$ -	\$ 428,488	\$ 53,098	\$ -	\$ -

REPAIR & MAINTENANCE

DEPT.	DESCRIPTION	FY21 BGT	FY22 BGT	FY23 BGT	FY24 BGT
5240	SMALL ENGINE REPAIR/MAINTENANCE	-	-	-	500
	SMALL ELECTRONIC REPAIR/MAINTENANCE	-	-	-	500
		\$ -	\$ -	\$ -	\$ 1,000

OPERATING SUPPLIES

	DESCRIPTION	FY21 BGT	FY22 BGT	FY23 BGT	FY24 BGT
5240	OSHA, SAFETY, STAFF EQUIPMENT	-	-	-	1,500
	NON-CATEGORIZED INCIDENTALS	-	-	-	1,000
	SEARCH & RESCUE EQUIPMENT	-	-	-	1,000
	TOTAL	\$ -	\$ -	\$ -	\$ 3,500

DUES, TRAINING, & PROFESSIONAL DEVELOPMENT

DEPT.	EMPLOYEE	DESCRIPTION	FY21 BGT	FY22 BGT	FY23 BGT	FY24 BGT
5240	ALL	Water Rescue Training	3,000	3,000	3,000	3,000
			\$ 3,000	\$ 3,000	\$ 3,000	\$ 3,000

CAPITAL

DEPT	DESCRIPTION	FY21 BGT	FY22 BGT	FY23 BGT	FY24 BGT
5240	JET SKI	-	-	-	13,000
	TOTAL	\$ -	\$ -	\$ -	\$ 13,000

5250 Beach Patrol		2021 BGT	2021 ACT	2022 BGT	2022 ACT	2023 BGT	2024 BGT	2022 MAR ACT	2023 MAR ACT
1103	PART-TIME SALARIES	\$ -	\$ -	\$ -	\$ -	\$ -	\$ 123,552	\$ -	\$ -
2100	HEALTH INSURANCE	-	-	-	-	-	-	-	-
2101	FICA	-	-	-	-	-	9,452	-	-
2102	RETIREMENT - SCRS	-	-	-	-	-	22,848	-	-
3200	REPAIRS/MAINTENANCE	-	-	-	-	-	6,000	-	-
3300	OPERATING SUPPLIES	-	-	-	-	-	2,500	-	-
3400	DUES, TRNG, & PROF DEV	-	-	-	-	-	-	-	-
3500	FUEL	-	-	-	-	-	3,000	-	-
3550	VEHICLE REPAIRS & MAINT	-	-	-	-	-	1,500	-	-
3700	UNIFORMS	-	-	-	-	-	3,000	-	-
4000	CAPITAL	-	-	-	-	-	-	-	-
5100	CONTRACTS	-	-	-	-	-	18,000	-	-
6100	GENERAL INSURANCE	-	-	-	-	-	3,263	-	-
6800	WORKERS COMP INSURANCE	-	-	-	-	-	-	-	-
6900	RESERVE-BEACH PATROL VEHICLES & EQUIPMENT	-	-	-	-	-	-	-	-
7850	DECLARED EMERGENCY	-	-	-	-	-	-	-	-
	TOTAL BEACH PATROL	\$ -	\$ -	\$ -	\$ -	\$ -	\$ 193,114	\$ -	\$ -

REPAIR & MAINTENANCE

DEPT.	DESCRIPTION	FY21 BGT	FY22 BGT	FY23 BGT	FY24 BGT
5250	SMALL ENGINE REPAIR/MAINTENANCE	-	-	-	3,000
	SMALL ELECTRONIC REPAIR/MAINTENANCE	-	-	-	3,000
		\$ -	\$ -	\$ -	\$ 6,000

OPERATING SUPPLIES

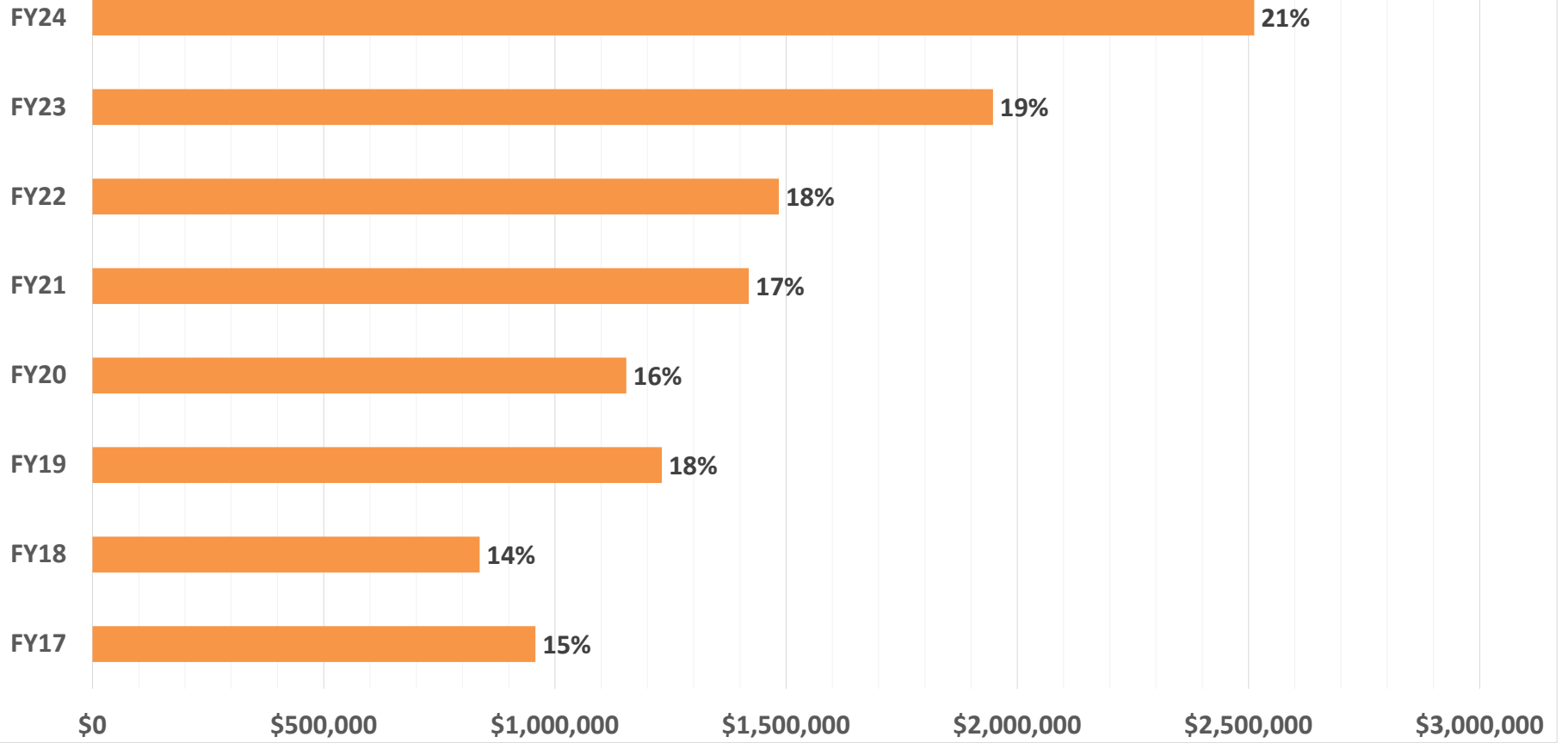
	DESCRIPTION	FY21 BGT	FY22 BGT	FY23 BGT	FY24 BGT
5250	WATER, SUNSCREEN, BUG SPRAY	-	-	-	1,000
	CLEANUP SUPPLIES (BUCKETS, GRABBERS, BAGS, WIPES)	-	-	-	1,000
	TOOLS, SHOVELS, ETC.	-	-	-	500
	TOTAL	\$ -	\$ -	\$ -	\$ 2,500

CONTRACTS

DEPT	VENDOR	DESCRIPTION	FY21 BGT	FY22 BGT	FY23 BGT	FY24 BGT
5250	UNITED RENTALS	BEACH PATROL CARTS	-	9,300	15,000	18,000
		TOTAL	\$ -	\$ 9,300	\$ 15,000	\$ 18,000

PUBLIC WORKS

% of GF Budget



5300	PUBLIC WORKS	2021 BGT	2021 ACT	2022 BGT	2022 ACT	2023 BGT	2024 BGT	2022 MAR ACT	2023 MAR ACT
0000	STORMWATER, DRAINAGE, & INFRASTR	\$ 344,000	\$ 26,041	\$ 300,000	\$ 46,832	\$ 100,000	\$ 250,000	\$ 32,549	\$ 57,800
1100	SALARIES	437,901	411,207	492,339	456,823	587,832	647,461	344,150	373,748
1104	OVERTIME	19,348	14,256	26,524	28,510	33,439	36,308	18,759	21,092
1400	HOUSING ALLOWANCE	-	-	10,800	-	10,800	10,800	-	-
2100	HEALTH INSURANCE	81,583	92,005	87,860	76,831	118,123	120,496	59,958	63,651
2101	FICA	34,980	31,840	39,693	36,605	47,523	52,308	27,325	29,772
2102	RETIREMENT	70,736	55,822	85,559	67,474	108,542	126,518	50,696	58,818
3000	FOLLY GREEN INITIATIVE	-	-	-	-	-	-	-	-
3200	REPAIRS/MAINTENANCE	5,000	1,352	5,000	351	16,000	16,000	351	9,488
3300	OPERATING SUPPLIES	34,500	35,437	27,500	28,677	29,500	63,200	16,598	22,343
3400	DUES, TRNG, & PROF DEV	4,975	1,342	4,300	1,593	11,300	13,000	1,158	8,716
3500	FUEL	50,000	34,528	50,000	55,076	50,000	90,000	30,439	61,056
3550	VEHICLE REPAIRS	80,000	150,227	95,000	76,648	95,000	95,000	53,728	82,251
3610	PEDESTRIAN ROW & SIDEWALKS MAINT	25,000	11,107	30,000	28,653	30,000	131,000	12,070	32,474
3611	CROSSWALKS	-	-	-	-	-	-	-	-
3612	ROAD MAINTENANCE & STRIPING	30,000	18,831	30,000	17,700	30,000	35,000	10,902	12,691
3700	UNIFORMS	10,000	12,835	12,000	15,901	14,000	16,000	10,113	10,555
3701	PROTECTIVE EQUIPMENT	8,000	7,978	9,000	10,749	10,000	11,000	8,780	7,167
3800	UTILITIES	1,820	1,710	1,900	1,241	3,200	2,400	987	1,312
4000	CAPITAL	19,500	-	17,900	8,700	50,000	531,139	612	12,473
5100	CONTRACTS	132,800	163,915	127,800	144,488	165,800	133,840	116,341	54,743
6100	GENERAL INSURANCE	16,738	19,261	17,617	17,524	19,041	17,197	17,524	19,100
6800	WORKERS COMP INSURANCE	11,506	8,278	14,525	13,561	17,131	20,608	12,312	20,414
6900	RESERVE-PUBLIC WORKS VEHICLES	65,000	-	65,000	17,947	-	65,000	4,651	180,950
6901	RESERVE-PEDESTRIAN PATHS (BONDS)	600,000	287,054	50,000	332,169	275,000	-	166,170	-
6902	RESERVE-TRAFFIC STUDY	-	-	25,000	-	125,000	28,000	-	-
6903	RESERVE-PUBLIC WORKS RADIOS	-	-	-	-	-	-	-	-
6904	RESERVE-CENTER STREET	-	-	25,000	-	-	-	-	-
7850	DECLARED EMERGENCY	-	34,289	-	218	-	-	218	8,447
7903	GARBAGE TRUCK-PRINCIPAL	-	-	-	-	-	-	-	-
9023	GARBAGE TRUCK-INTEREST	-	-	-	-	-	-	-	-
	TOTAL PUBLIC WORKS	\$ 2,083,387	\$ 1,419,315	\$ 1,650,317	\$ 1,484,271	\$ 1,947,232	\$ 2,512,275	\$ 996,391	\$ 1,149,061

REPAIR & MAINTENANCE

DEPT.	DESCRIPTION	FY21 BGT	FY22 BGT	FY23 BGT	FY24 BGT
5300	GARBAGE TRUCK REPAINT	-	-	10,000	10,000
	LANDSCAPING EQUIP/RIDING MOWER MAINT	5,000	5,000	6,000	6,000
	TOTAL	\$ 5,000	\$ 5,000	\$ 16,000	\$ 16,000

OPERATING SUPPLIES

DEPT.	DESCRIPTION	FY21 BGT	FY22 BGT	FY23 BGT	FY24 BGT
5300	VARIOUS SIGNAGE - INCLUDE PS REQUEST FOR BEACH LOCATE SIGNS	6,500	8,000	7,000	19,000
	90 GALLON ROLL CARTS	10,000	10,000	15,000	16,000
	SIDEWALK & PARK TRASH CANS	-	-	-	10,000
	OFFICE SUPPLIES & HAND TOOLS	4,500	5,000	5,500	5,500
	NEW LANDSCAPE AND GEN PURPOSE TRAILER ALUMINIUM LIKE PUB SAFETY	-	-	-	5,000
	CHRISTOMAS DÉCOR: GARLAND, BULBS, WORKER FOOD	5,000	5,000	4,000	4,000
	LANDSCAPING - CHAIN SAW, TRIMMER, EDGER, WEED EATER, TOOLS	1,000	2,000	2,000	2,000
	MANLIFT RENTAL FOR SETUP & TEAR DOWN OF CHRISTMAS TREE	-	-	-	1,700
	MISC - STENCILS, PAINT, ETC	1,000	-	-	-
	RADAR SIGNS	9,000	-	-	-
	CHRISITMAS PARADE & NYE PORTA POTTIES	2,000	2,000	-	-
	STAGE RENTAL FOR HALLOWEEN CARNIVAL, ETC.	500	500	-	-
	TOTAL	\$ 39,500	\$ 32,500	\$ 33,500	\$ 63,200

DUES, TRAINING, & PROFESSIONAL DEVELOPMENT

DEPT.	EMPLOYEE	DESCRIPTION	FY21 BGT	FY22 BGT	FY23 BGT	FY24 BGT
5300	ALL DEPT PERSONNEL	CDL TRAINING x 2 Employees	500	1,000	8,000	8,000
		CDL SCDOT PHYSICALS, DOT TESTING, URINALYSIS	1,000	1,000	1,000	1,200
		MANAGEMENT AND LEADERSHIP TRAINING FOR CREWS	900	500	500	1,000
		APWA MEMBERSHIP	400	800	800	800
		OSHA SAFETY TRAINING	2,000	-	-	600
		SPRAYER CERT	-	500	500	500
		SWANA MEMBERSHIP	-	500	500	500
		PESTICIDE CONTINUING ED CONFERENCE SC GREEN	-	-	-	350
		SC GREEN MEMBERSHIP	-	-	-	50
		MASC - SC ASSOC OF STORM WATER MANAGERS	175	-	-	-
		TOTAL	\$ 4,975	\$ 4,300	\$ 11,300	\$ 13,000

CAPITAL

DEPT	DESCRIPTION	FY21 BGT	FY22 BGT	FY23 BGT	FY24 BGT
5300	DUNE INFILTRATION PROJECT VIC 9TH AND 10TH EAST ARCTIC	-	-	-	225,000
	KNUCKLE BOOM DUMP TRUCK FOR DEBRIS REMOVAL AND BRUSH COLLECTION	-	-	-	210,000
	ARCTIC AVE REDESIGN CONSTRUCTION	-	-	-	40,517
	CONSTRUCTION OF E 2ND ST PATH COOPER TO INDIAN	-	-	-	55,622
	REPAINT OF GARBAGE TRUCK (#250 in FY22)	-	10,000	-	-
	1/2 TRAILER FOR BACKHOE AND TRACTOR	7,500	600	-	-
	QUICK CONNECT HYDRO COUPLER FOR BACKHOE	12,000	7,300	-	-
	SMALLER SIZE TRACTOR TO REPLACE KUBOTA PURCHASED IN 2013	-	-	40,000	-
	REPLACEMENT FOR POLARIS	-	-	10,000	-
	CONSTRUCTION OF INDIAN PATH 2ND E TO 2ND W	-	-	-	-
	TOTAL	\$ 19,500	\$ 17,900	\$ 50,000	\$ 531,139

CONTRACTS

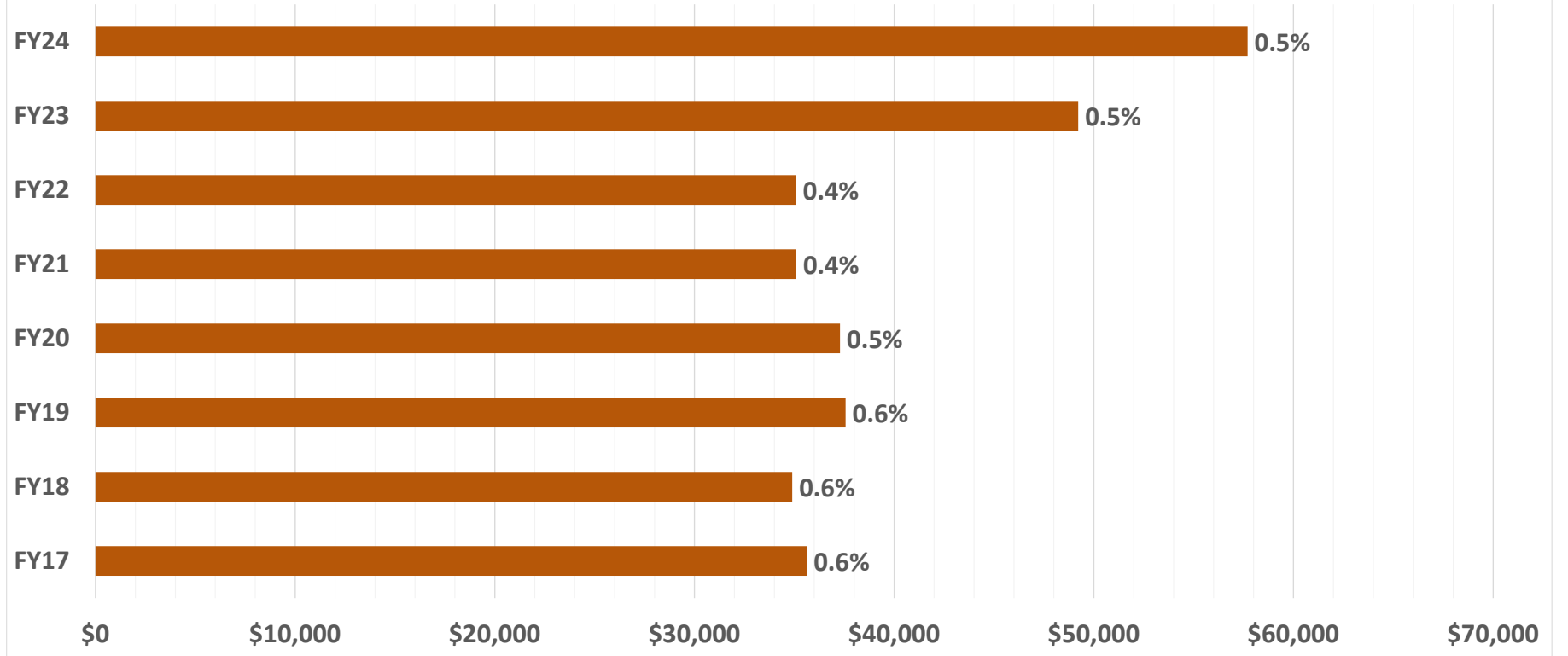
DEPT	VENDOR	DESCRIPTION	FY21 BGT	FY22 BGT	FY23 BGT	FY24 BGT
5300	CONTRACTOR TBD	SEASONAL TEMP LABOR (2 ea. @\$15HR)	46,000	65,000	40,000	40,000
	SWEEPING SOUTH	QUARTERLY STREET CLEANING & FESTIVALS	20,500	21,000	23,000	25,000
	NATURES CALLING	COMMERCIAL DUMPSTER SERVICE 1PER WEEK 8YD MULTIFAMILY	15,500	15,500	18,000	19,440
	CITY OF CHARLESTON	TRUCK PARKING CITY OF CHARLESTON YARD AT MILFORD STREET	7,200	7,200	14,400	14,400
	TBD	ROLL CART SCREENS AT BEACH ACCESSES	15,000	10,000	10,000	10,000
	VC3	IT DEPARTMENT SERVICES CONTRACT	-	-	-	6,500
	CONTRACTOR TBD	TREE TRIMMING-ANNUAL CITY PALMS	4,600	5,100	6,000	6,480
	CHARLESTON COUNTY	EIGHT (8) RADIO ANNUAL USER FEES (\$500 ea)	4,000	4,000	4,400	5,000
	DOMINIION ENERGY	EXTRA LEASE \$ FOR TURTLE LIGHTING CHG OUT 38 FXTRS BEACH STREETS	-	-	-	3,900
	SMART RECYCLING	COMPOSTING PICKUP	-	-	-	3,120
	TBD	PEDESTRIAN PATH ENGINEERING [INDIAN AND HUDSON]	20,000	-	25,000	-
	TBD	TRAFFIC STUDY	-	-	25,000	-
		TOTAL	\$ 132,800	\$ 127,800	\$ 165,800	\$ 133,840

Current Public Works Light Vehicles

Year	Vehicle	Notes:	Bumper Number	FY22 Milage	FY23 Milage	1 YR Milage
2006	Chevy 4x2 Pickup	Landscape & Facilities Maintenance	5966	117,504	119,550	2,046
2012	Ford F150	Landscape & Facilities Maintenance	7897	134,169	138,299	4,130
2011	Ford 4x4 Pickup	PW Foreman	7137	161,469	168,767	7,298
2017	Polaris UTV	Deputy Foreman/Landscaper	8877	13,719	16,575	2,856
2023	Kawasaki UTV	PW Foreman	162	0	50	50
2019	Ford F250 Pickup	PW & Facilities Director	9696	74,300	93,500	19,200
2005	Ford F350	Landscape Team Leader and crews	8120	84,545	91,176	6,631
Total 1YR Mileage					42,211	

MAYOR

% of GF Budget



5400 MAYOR		2021 BGT	2021 ACT	2022 BGT	2022 ACT	2023 BGT	2024 BGT	2022 MAR ACT	2023 MAR ACT
1100	MAYOR SALARY	\$ 15,000	\$ 15,000	\$ 15,000	\$ 15,000	\$ 15,000	\$ 15,000	\$ 11,250	\$ 11,250
2100	HEALTH INSURANCE	6,299	6,307	6,269	6,245	6,814	7,468	4,684	4,865
2101	FICA	1,148	1,096	1,148	1,091	1,148	1,148	819	801
2102	RETIREMENT	2,334	2,334	2,484	2,484	2,634	2,784	1,863	1,976
3300	OPERATING SUPPLIES	7,000	888	1,500	1,119	1,500	5,000	109	1,332
3400	DUES, TRNG, & PROF DEV	8,375	1,242	8,375	3,052	8,375	9,600	2,265	1,169
3650	MAYOR DISCRETIONARY	7,500	6,924	9,000	4,978	9,000	9,000	1,040	1,117
3800	UTILITIES	1,500	1,157	750	1,118	750	1,200	1,036	326
4000	CAPITAL	-	-	-	-	-	-	-	-
5100	CONTRACTS	-	-	-	-	-	2,500	-	-
5300	LEGISLATIVE	4,000	-	4,000	-	4,000	4,000	-	1,000
7850	DECLARED EMERGENCY	-	146	-	-	-	-	-	-
	TOTAL MAYOR	\$ 53,155	\$ 35,094	\$ 48,525	\$ 35,087	\$ 49,220	\$ 57,699	\$ 23,066	\$ 23,836

OPERATING SUPPLIES

DEPT.	DESCRIPTION	FY21 BGT	FY22 BGT	FY23 BGT	FY24 BGT
5400	BOARDS & COMMISSIONS PARTY	3,000	3,000	3,000	3,000
	OFFICE SUPPLIES	2,000	1,500	1,500	1,500
	CITY LOGO APPAREL	-	-	-	300
	CITIZEN OF THE YEAR FRAME & PRINT	200	200	200	200
	EMERGENCY SERVICES RADIO	-	-	-	-
	OFFICE FURNITURE/EQUIPMENT	5,000	-	-	-
		\$ 10,200	\$ 4,700	\$ 4,700	\$ 5,000

DUES, TRAINING, & PROFESSIONAL DEVELOPMENT

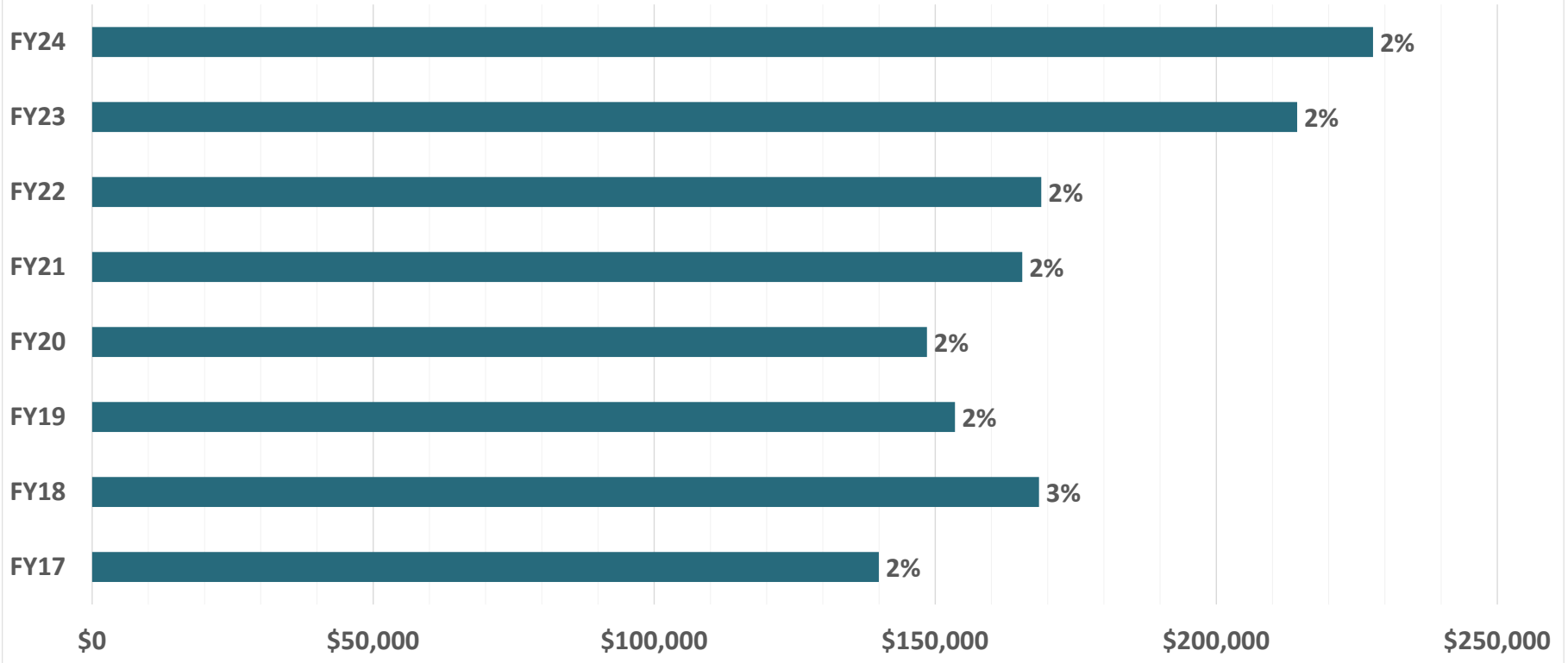
DEPT.	EMPLOYEE	DESCRIPTION	FY21 BGT	FY22 BGT	FY23 BGT	FY24 BGT
5400	TIM GOODWIN	MASC ANNUAL MEETING	1,500	1,500	1,500	2,000
		HURRICANE CONFERENCE	1,900	1,900	1,900	2,000
		SC BEACH ADVOCATES	1,500	1,500	1,500	2,000
		AMERICAN SHORE AND BEACH PRESERVATION	2,000	2,000	2,000	2,000
		MASC LEGISLATIVE ACTION	900	900	900	1,000
		ASSOC OF SC MAYORS (MASC)	500	500	500	500
		MASC COURSE	75	75	75	100
		TOTAL	\$ 8,375	\$ 8,375	\$ 8,375	\$ 9,600

CONTRACTS

DEPT	VENDOR	DESCRIPTION	FY21 BGT	FY22 BGT	FY23 BGT	FY24 BGT
5400	VC3	IT DEPARTMENT SERVICES CONTRACT	-	-	-	2,500

COUNCIL

% of GF Budget



5500 COUNCIL		2021 BGT	2021 ACT	2022 BGT	2022 ACT	2023 BGT	2024 BGT	2022 MAR ACT	2023 MAR ACT
1100	COUNCIL SALARIES	\$ 28,800	\$ 28,565	\$ 28,800	\$ 28,959	\$ 28,800	\$ 28,800	\$ 21,600	\$ 22,276
1102	COUNCIL STAFF SPT SALARIES	48,782	47,359	55,250	51,528	62,250	67,866	38,165	45,043
1104	OVERTIME	1,500	956	-	-	-	-	-	837
2100	HEALTH INSURANCE	44,628	44,436	44,654	42,135	40,377	44,270	33,148	28,674
2101	FICA	6,050	5,526	6,430	5,772	6,965	7,395	4,234	5,065
2102	RETIREMENT	12,775	11,864	13,877	13,309	15,971	17,923	9,897	11,878
3300	OPERATING SUPPLIES	35,000	1,717	820	552	9,700	6,600	530	1,851
3400	DUES, TRNG, & PROF DEV	14,952	10,437	16,170	10,177	17,576	22,630	8,807	6,133
3650	COUNCIL MEMBER MISCELLANEOUS	1,000	1,000	1,000	197	6,000	6,000	-	1,421
3800	UTILITIES	5,260	4,807	4,800	3,280	5,200	4,876	2,634	2,355
5100	CONTRACTS	-	-	-	-	-	9,988	-	-
6100	GENERAL INSURANCE	9,611	8,611	11,341	11,290	11,536	11,536	11,290	11,536
6800	WORKERS COMP INSURANCE	-	-	-	-	-	-	-	-
6900	RESERVE - COUNCIL DISCRETIONARY	4,230	200	5,000	1,200	-	-	1,200	-
6902	RESERVE - CITY CELEBRATIONS	-	-	10,000	472	10,000	-	472	-
7850	DECLARED EMERGENCY	-	-	-	-	-	-	-	-
TOTAL COUNCIL		\$ 212,587	\$ 165,478	\$ 198,142	\$ 168,871	\$ 214,375	\$ 227,883	\$ 131,977	\$ 137,069

5500-3650 COUNCIL MEMBER MISCELLANEOUS

DEPT.	EMPLOYEE	DESCRIPTION	FY24 BGT
5500	KATHERINE HOUGHTON	COUNCIL MEMBER ANNUAL ALLOTMENT	1,000
	BILLY GROOMS	COUNCIL MEMBER ANNUAL ALLOTMENT	1,000
	ADAM BARKER	COUNCIL MEMBER ANNUAL ALLOTMENT	1,000
	EDDIE ELLIS	COUNCIL MEMBER ANNUAL ALLOTMENT	1,000
	DJ RICH	COUNCIL MEMBER ANNUAL ALLOTMENT	1,000
	BILL FARLEY	COUNCIL MEMBER ANNUAL ALLOTMENT	1,000
			\$ 6,000

OPERATING SUPPLIES

DEPT.	DESCRIPTION	FY21 BGT	FY22 BGT	FY23 BGT	FY24 BGT
5500	COUNCIL ROOM UPGRADES & CHAMBERS EQUIPMENT	-	-	4,800	3,500
	OFFICE SUPPLIES	35,000	-	1,000	1,000
	CITY LOGO APPAREL (\$300 limit per Council Member)	-	700	1,400	1,800
	CITY LOGO APPAREL - CLERK OF COUNCIL	-	-	-	300
	WATER BOTTLES	-	120	-	-
	COMPUTER UPGRADES - COUNCIL CHAMBERS	-	-	2,500	-
		\$ 35,000	\$ 820	\$ 9,700	\$ 6,600

DUES, TRAINING, & PROFESSIONAL DEVELOPMENT

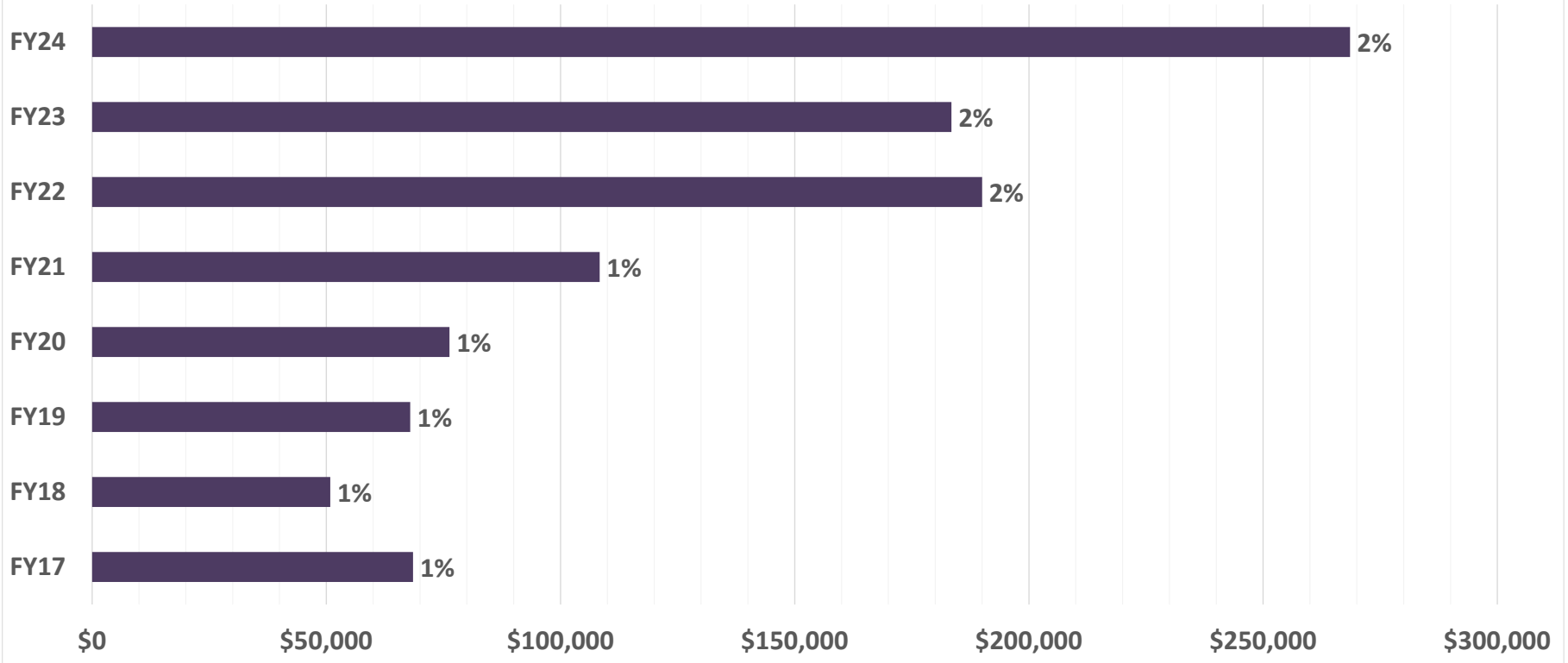
DEPT.	EMPLOYEE	DESCRIPTION	FY21 BGT	FY22 BGT	FY23 BGT	FY24 BGT
5500	WES GRAHAM	PROFESSIONAL MISC TRAINING	1,000	2,000	4,000	5,000
	KATHERINE HOUGHTON	MASC ANNUAL & ONE TRAINING EVENT	1,600	1,600	1,600	2,000
	BILLY GROOMS	MASC ANNUAL & ONE LEGISLATIVE SESSION	1,600	1,600	1,600	2,000
	ADAM BARKER	MASC ANNUAL & ONE LEGISLATIVE SESSION	1,600	1,600	1,600	2,000
	EDDIE ELLIS	MASC ANNUAL & ONE LEGISLATIVE SESSION	1,600	1,600	1,600	2,000
	DJ RICH	MASC ANNUAL & ONE LEGISLATIVE SESSION	1,600	1,600	1,600	2,000
	BILL FARLEY	MASC ANNUAL & ONE LEGISLATIVE SESSION	1,600	1,600	1,600	2,000
	COUNCIL	ANNUAL LONG TERM STRATEGIC PLANNING SESSION	1,000	1,000	250	1,500
	COUNCIL	CHARLESTON METRO CHAMBER OF COMMERCE DUES	1,017	1,050	1,076	1,280
	COUNCIL	MASC DUES	810	1,020	1,050	1,050
	WES GRAHAM	GRANT TRAINING	700	700	800	800
	JOE WILSON	MASC MEETING & ILA DUES	800	800	800	800
	WES GRAHAM	MFOCTA ANNUAL DUES (MASC)	25	-	-	200
		TOTAL	\$ 14,952	\$ 16,170	\$ 17,576	\$ 22,630

CONTRACTS

DEPT	VENDOR	DESCRIPTION	FY21 BGT	FY22 BGT	FY23 BGT	FY24 BGT
5500	VC3	IT DEPARTMENT SERVICES CONTRACT	-	-	-	6,500
	NCI	COUNCIL AV SUPPORT	-	-	-	3,000
	SOLSTICE CASTING SYSTEM	COUNCIL SCREEN SHARING SOFTWARE	-	-	-	250
	TEAM VIEWER	COUNCIL CHAMBERS WEBCAST CONTROLLER APP	-	-	-	238
						\$ 9,988

JUDICIAL

% of GF Budget



5600 JUDICIAL		2021 BGT	2021 ACT	2022 BGT	2022 ACT	2023 BGT	2024 BGT	2022 MAR ACT	2023 MAR ACT
1100	SALARIES	\$ 61,114	\$ 60,919	\$ 63,403	\$ 61,129	\$ 69,015	\$ 97,604	\$ 47,377	\$ 50,053
1104	OVERTIME	-	3,301	990	193	1,069	1,497	193	159
2100	HEALTH INSURANCE	-	161	240	157	242	242	121	119
2101	FICA	4,599	4,906	4,850	4,659	5,280	7,581	3,620	3,800
2102	RETIREMENT	9,473	9,963	10,448	9,842	12,079	18,328	7,824	8,760
3300	OPERATING SUPPLIES	5,730	672	800	711	2,600	2,500	390	326
3400	DUES, TRNG, & PROF DEV	7,230	1,240	8,730	3,008	6,230	7,880	3,008	3,579
3800	UTILITIES	970	474	750	408	750	700	327	338
4000	CAPITAL	-	-	-	-	-	-	-	-
5100	CONTRACTS	31,000	26,724	35,500	32,472	86,200	96,380	21,127	19,221
5900	COURT FINE REFUNDS	-	-	-	77,410	-	22,664	-	8,381
6900	RESERVE - JUDICIAL	-	-	-	-	-	13,188	-	-
	TOTAL JUDICIAL	\$ 120,116	\$ 108,360	\$ 125,712	\$ 189,989	\$ 183,464	\$ 268,564	\$ 83,987	\$ 94,736

OPERATING SUPPLIES

DEPT.	DESCRIPTION	FY21 BGT	FY22 BGT	FY23 BGT	FY24 BGT
5600	COMPUTER EQUIPMENT/SUPPLIES	-	-	1,500	1,500
	OFFICE SUPPLIES	700	800	1,100	1,000
	OFFICE FURNITURE/EQUIPMENT	5,030	-	-	-
		\$ 5,730	\$ 800	\$ 2,600	\$ 2,500

DUES, TRAINING, & PROFESSIONAL DEVELOPMENT

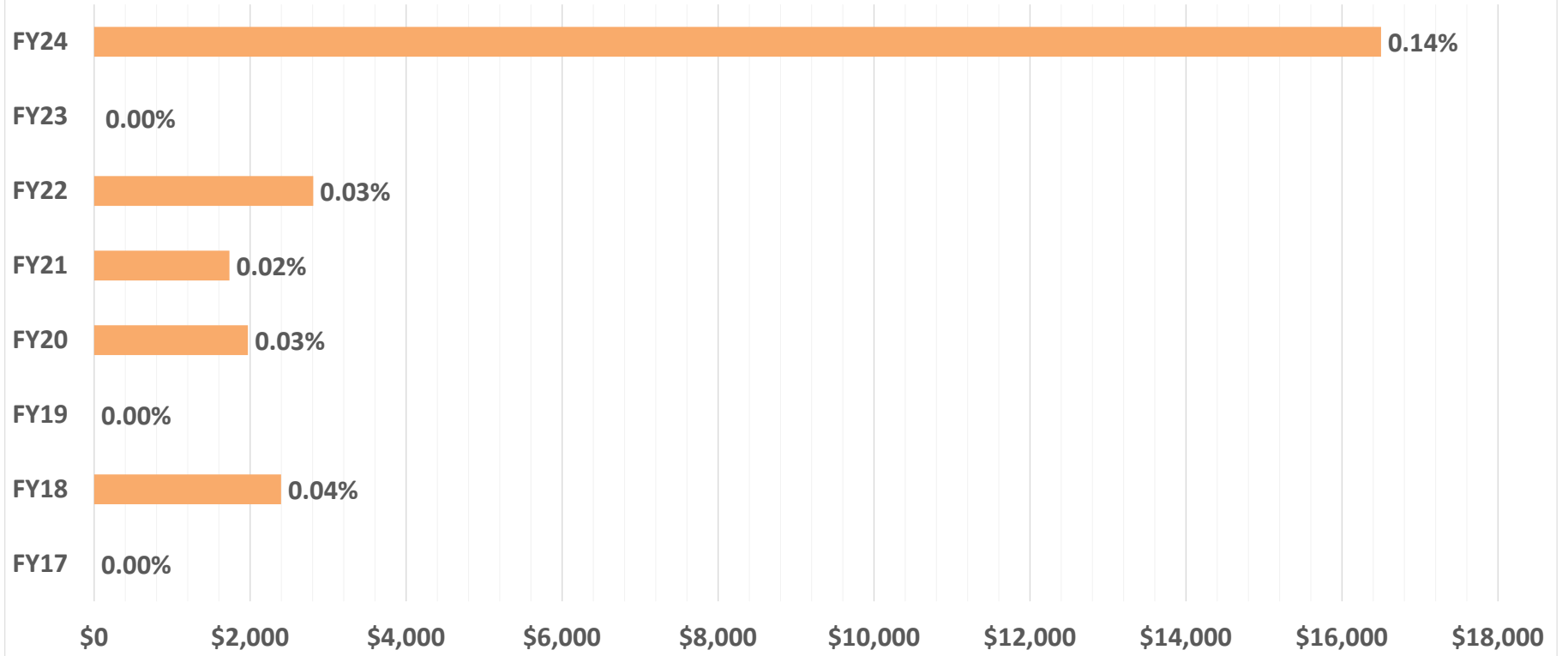
DEPT.	EMPLOYEE	DESCRIPTION	FY21 BGT	FY22 BGT	FY23 BGT	FY24 BGT
5600	ANITA PRAYTOR	SCSCJA ANNUAL SEMINAR	1,300	1,300	1,300	1,300
		MISC COURT TRAINING	1,000	1,000	1,000	1,000
		MCAA ANNUAL DUES (MASC)	65	65	65	65
		MCAA ANNUAL MEETING (MASC)	850	850	850	-
	CAROLYN BLUE	SCSCJA NEW JUDGE TRAINING	-	1,500	-	1,500
		SCSCJA ANNUAL CONVENTION	820	820	820	820
		JUDGE ANNUAL TRAINING	600	600	600	600
		MCAA ANNUAL DUES (MASC)	65	65	65	65
		SCSCJA ANNUAL DUES	50	50	50	50
	CHRIS SKIPPER	SCSCJA ANNUAL CONVENTION	765	765	765	765
		JUDGE ANNUAL TRAINING	600	600	600	600
		MCAA ANNUAL DUES (MASC)	65	65	65	65
		SCSCJA ANNUAL DUES	50	50	50	50
	YOUNG LAW FIRM	SOLICITORS CONFERENCE	1,000	1,000	-	1,000
		TOTAL	\$ 7,230	\$ 8,730	\$ 6,230	\$ 7,880

CONTRACTS

DEPT	VENDOR	DESCRIPTION	FY21 BGT	FY22 BGT	FY23 BGT	FY24 BGT
5600	SEIBELS LAW FIRM (VARNADO)	BUSINESS LICENSE HEARING OFFICER	1,500	12,000	7,500	36,000
	ADAM YOUNG	PROSECUTOR	25,000	30,000	30,000	30,000
	PROTECTION GROUP LLC	COURT BALIFF	-	-	8,000	12,480
	DUNCAN PARNELL	ESHARE PROJECT & PLANROOM BUNDLE/STORED RECORDS DIGITIZATION	-	-	3,000	10,000
	RYAN SCHWARTZ	PUBLIC DEFENDER	5,000	5,000	5,000	5,000
	VC3	IT DEPARTMENT SERVICES CONTRACT	-	-	-	2,500
	MAGNOLIA REPORTING	COURT REPORTING	1,000	500	200	200
	CONCORD TECHNOLOGIES	FAX TO EMAIL	-	-	-	200
	CHARLESTON COUNTY	COURT BOND COSTS	-	-	40,000	-
		TOTAL	\$ 32,500	\$ 47,500	\$ 93,700	\$ 96,380

ELECTIONS

% of GF Budget



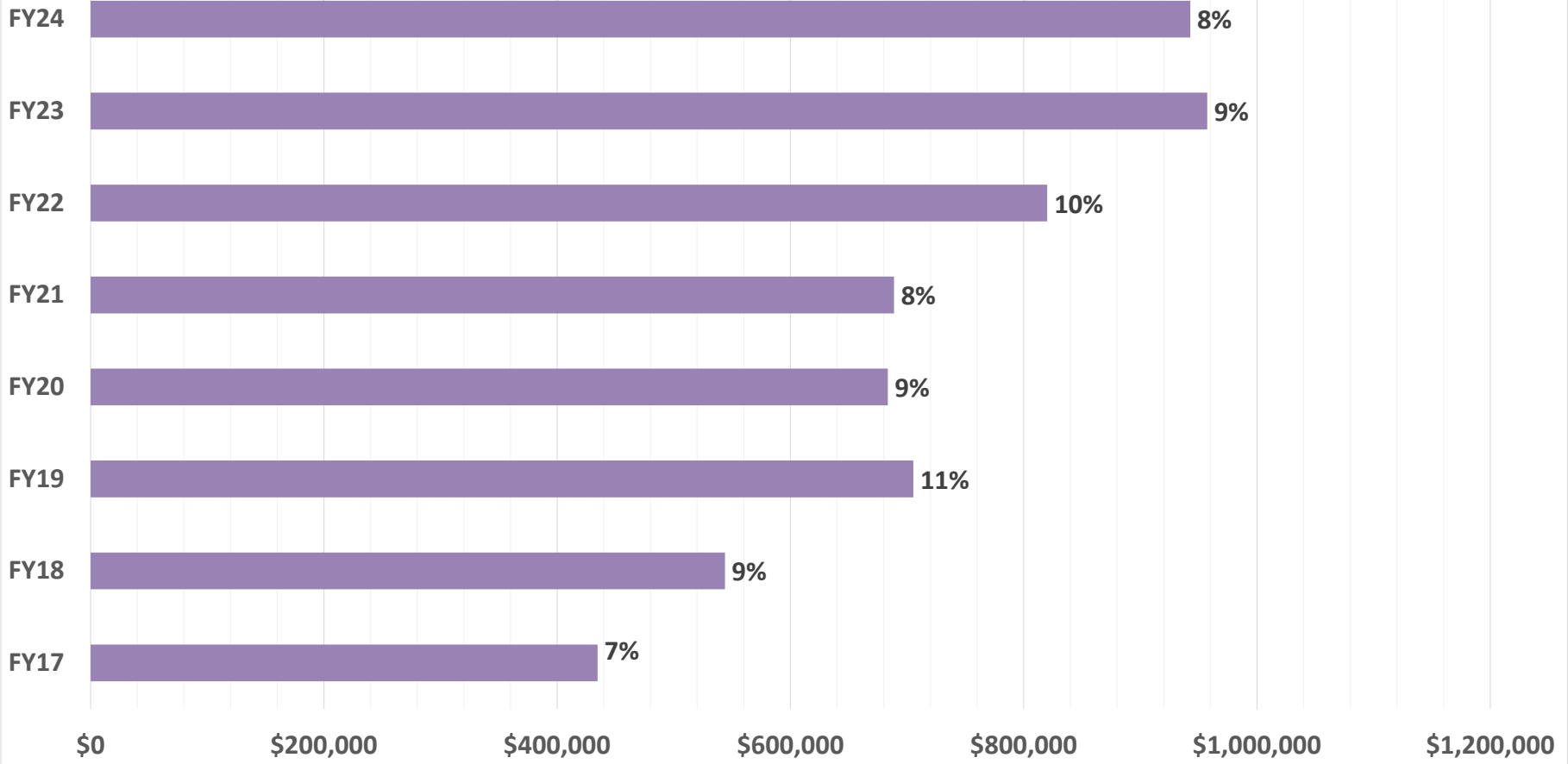
5700 ELECTIONS		2021 BGT	2021 ACT	2022 BGT	2022 ACT	2023 BGT	2024 BGT	2022 MAR ACT	2023 MAR ACT
1100	SALARIES	\$ 2,500	\$ 1,402	\$ 2,500	\$ -	\$ -	\$ -	\$ -	
2101	FICA	574	-	574	-	-	-	-	
3000	ADVERTISING	-	-	500	148	-	500	148	1,004
3300	OPERATING SUPPLIES	-	333	-	2,661	-	-	-	9,779
3400	DUES, TRNG, & PROF DEV	-	-	-	-	-	-	-	-
5100	CONTRACTS	-	-	-	-	-	16,000	-	-
	<u>TOTAL ELECTIONS</u>	\$ 3,074	\$ 1,735	\$ 3,574	\$ 2,809	\$ -	\$ 16,500	\$ 148	\$ 10,783

CONTRACTS

DEPT	VENDOR	DESCRIPTION	FY21 BGT	FY22 BGT	FY23 BGT	FY24 BGT
5700	CHARLESTON COUNTY	ELECTION SERVICES	-	-	-	16,000

ADMINISTRATION

% of GF Budget



5800 ADMINISTRATION		2021 BGT	2021 ACT	2022 BGT	2022 ACT	2023 BGT	2024 BGT	2022 MAR ACT	2023 MAR ACT
1100	SALARIES	\$ 479,728	\$ 436,362	\$ 553,604	\$ 535,285	\$ 555,450	\$ 495,495	\$ 410,684	\$ 374,459
1104	OVERTIME	974	3,529	1,313	590	1,410	984	590	1,424
2100	HEALTH INSURANCE	73,379	54,610	79,720	54,690	63,117	44,806	45,059	33,558
2101	FICA	36,805	32,919	42,451	40,496	42,600	37,981	31,002	28,535
2102	RETIREMENT	74,546	65,739	91,530	84,535	97,477	91,831	66,399	65,462
3300	OPERATING SUPPLIES	28,450	22,653	19,150	8,655	13,500	11,500	7,386	4,831
3400	DUES, TRNG, & PROF DEV	22,824	4,452	24,589	8,998	24,720	29,104	4,165	9,557
3800	UTILITIES	6,830	8,150	9,700	5,692	9,900	15,992	4,446	11,725
3900	COMMUNITY COORDINATION	21,600	21,945	25,400	13,386	27,400	59,250	12,542	15,409
4000	CAPITAL	-	-	-	-	-	-	-	-
5100	CONTRACTS	56,200	16,433	62,865	55,082	113,865	142,400	46,825	67,183
6100	GENERAL INSURANCE	1,777	1,767	2,372	2,356	2,372	3,449	2,356	2,372
6800	WORKERS COMP INSURANCE	2,674	5,134	4,800	8,808	5,448	9,983	6,598	13,764
6900	RESERVE-FINANCIAL SOFTWARE	-	-	-	-	-	-	-	-
7850	DECLARED EMERGENCY	-	15,124	-	1,567	-	-	1,567	234
TOTAL ADMINISTRATION		\$ 805,786	\$ 688,817	\$ 917,494	\$ 820,140	\$ 957,260	\$ 942,776	\$ 639,619	\$ 628,513

5800-3900 COMMUNITY COORDINATION

	2021 BGT	2022 BGT	2023 BGT	2024 BGT
CHRISTMAS PARADE	3,000	3,000	3,000	10,000
FALL CONCERT MINI SERIES	-	5,000	5,000	8,000
FOLLY FAMILY FUN NIGHT	6,000	6,000	6,000	6,000
SENIOR CITIZEN EVENTS	-	-	-	6,000
COLOR RUN	-	-	-	-
SOUND SYSTEM	-	-	-	4,000
LIGHT POLE BANNERS	-	-	-	4,000
FLIP FLOP DROP	1,500	1,500	1,500	3,500
ZOMBIE PARADE AND WITCHES DANCE	-	-	-	-
CHRISTMAS SANTA SHACK	-	-	-	2,000
BEACH/MARSH SWEEP SUPPLIES	1,500	1,500	1,500	2,000
VC3 NYE SUPPORT	-	-	2,000	2,000
CHRISTMAS STOCKINGS (CANDY/TOYS/WORKER FOOD)	2,000	2,000	2,000	2,000
CHRISTMAS PARADE PORTA-POTTIES	2,000	2,000	2,000	2,000
FLIP FLOP DROP PORTA-POTTIES	-	-	-	2,000
MISCELLANEOUS EVENT SUPPLIES	500	500	500	1,500
ADVERTISING	-	800	800	1,500
STAGE BACKDROP & FRAME	-	-	-	1,000
OFFICE SUPPLIES	500	500	500	500
MISC FESTIVAL & EVENT SUPPLIES, SANTA LETTERS	500	500	500	500
STAGE RENTAL FOR HALLOWEEN CARNIVAL, ETC.	500	500	500	500
TREE LIGHTING AND HANUKAH	100	100	100	250
FEATURE YOUR PARK SERIES	-	500	500	-
MONTHLY RECREATIONAL EVENTS	5,000	6,000	6,000	-
EDUCATION STATIONS	3,500	-	-	-
	\$ 26,600	\$ 30,400	\$ 32,400	\$ 59,250

OPERATING SUPPLIES

DEPT.	DESCRIPTION	FY21 BGT	FY22 BGT	FY23 BGT	FY24 BGT
5800	GENERAL OFFICE SUPPLIES	4,000	5,000	5,000	5,000
	CITY LOGO APPAREL	-	1,200	2,000	3,000
	OFFICE FURNITURE/EQUIPMENT	20,000	5,000	5,000	2,000
	PRINTER CARTRIDGES	-	-	800	800
	PROFESSIONAL SHREDDING	700	700	700	700
	ENVIRONMENTAL EVENT EDUCATION SUPPLIES	3,500	3,500	-	-
		\$ 28,200	\$ 15,400	\$ 13,500	\$ 11,500

DUES, TRAINING, & PROFESSIONAL DEVELOPMENT

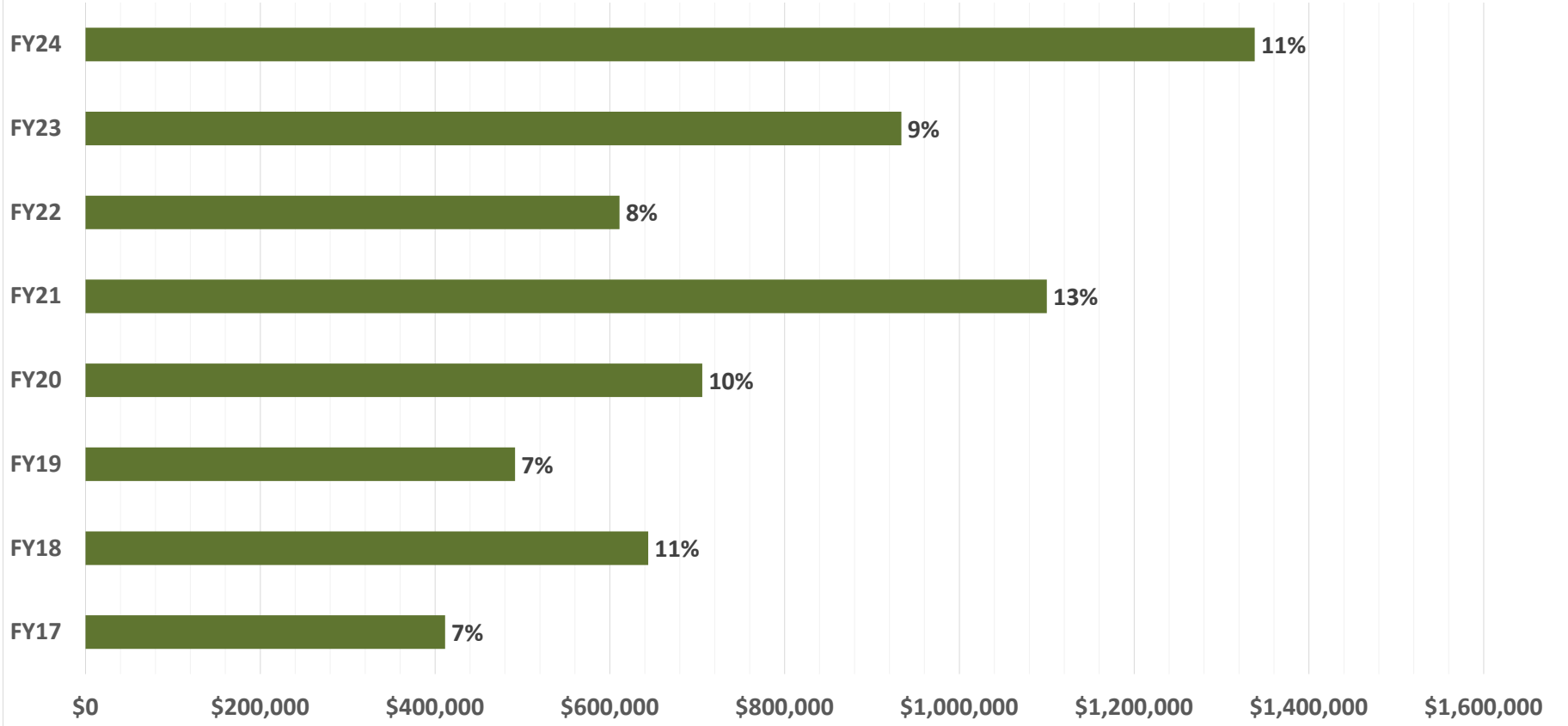
DEPT.	EMPLOYEE	DESCRIPTION	FY21 BGT	FY22 BGT	FY23 BGT	FY24 BGT
5800	D. ANDERSON STILL	NATIONAL SHRM CONFERENCE	3,000	3,000	3,000	3,500
		RISK MANAGEMENT TRAINING CLASS	200	200	200	2,000
		MUNI HUMAN RESOURCES ASSOC (MASC HR) ANNUAL MEETING	250	250	250	500
		SHRM MEMBERSHIP	219	219	219	219
		SCMIT RISK MGMT SERVICES ANNUAL MEETING	200	200	200	200
		BENEFITS AT WORK SPONSORED BY SC PEBA	200	200	200	200
		TYLER NATIONAL CONFERENCE	-	-	-	-
		SC STATE SHRM ANNUAL CONFERENCE	2,000	-	-	-
	LEE GESSNER	CPE TRAINING & GFOA CONFERENCE (40 hours)	3,000	3,500	3,500	3,500
		AICPA ANNUAL DUES	285	285	295	295
	GFOA ANNUAL DUES	170	170	170	170	
	CPA LICENSE RENEWAL	80	80	80	80	
	MASC REGISTRATION	-	20	20	20	
ROBIN BROOKS	TYLER TRAINING/NATIONAL CONFERENCE	3,000	3,000	3,000	3,000	
	MASC REGISTRATION	20	20	20	20	
AARON POPE	APA ANNUAL CONFERENCE	3,250	3,250	3,250	3,500	
	SC BEACH ADVOCATES CONFERENCE	500	500	1,200	800	
	CITY MANAGER/ADMINISTRATOR ASSOC CONFERENCE	500	800	800	800	
	ICCMA DUES				750	
	STAFF PROFESSIONAL MEETINGS & TRAINING	500	500	500	500	
	AICP ANNUAL DUES	500	500	500	500	
	MASC MUNICIPAL ATTORNEYS MEET, ETC	500	-	-	-	
	SC BAR/CONTINUING ED	500	-	-	-	
	AMERICAN SHORE AND BEACH PRESERVATION CONFERENCE	1,000	1,000	1,000	-	
	SCCMA ANNUAL MEETING (DEPUTY ADMIN TRNG)	800	-	-	-	
LACEY DEEDS	COMMUNITY COORDINATOR TRAINING	1,500	1,500	1,500	2,000	
	PUBLIC SPEAKING & PRESENTATION TRAINING	-	500	500	-	
JENNA STEPHENS	NATIONAL CONFERENCE	-	3,250	3,250	3,500	
	ATTORNEY CONTINUING EDUCATION	-	-	-	1,000	
	SSC HAZARD MITIGATION ASSOCIATION	-	600	600	600	
	SOUTHEAST SUSTAINABILITY DIRECTORS NETWORK	500	500	500	500	
	AMERICAN PLANNING ASSOCIATION		350	351	400	
	SC BAR DUES	-	-	-	225	
	ASSOCIATION OF STATE FLOODPLAIN MANAGERS	-	45	165	175	
	MATERIALS & FOOD FOR BOARDS & COMM TRNG	150	150	150	150	
	TOTAL		\$ 22,674	\$ 24,589	\$ 25,420	29,104

CONTRACTS

DEPT	VENDOR	DESCRIPTION	FY21 BGT	FY22 BGT	FY23 BGT	FY24 BGT
5800	TYLER TECHONOLOGIES	FINANCE & COURT & PERMIT SOFTWARE MAINTENANCE	36,000	38,000	48,000	58,000
	TBD	CITYWIDE 5YR COMPENSATION STUDY	-	-	-	25,000
	VC3	IT DEPARTMENT SERVICES CONTRACT	-	-	-	19,500
	RICOH	3 COPIER LEASE (City Hall & PS)	17,000	17,000	17,000	17,000
	RETHINK FOLLY ROAD	10% FOLLY ROAD CORRIDOR STUDY	6,800	6,800	6,800	6,800
	GRANICUS AGENDA MANAGEMENT	MUNICIPAL MOBILE APP	4,400	4,600	5,000	5,000
	CLARK & ASSOCIATES	TRANSCRIPTION FOR BZA & BL HEARINGS	1,400	1,400	1,400	3,000
	ADOBE PRO	CREATIVE CLOUD PDF SOFTWARE	1,550	1,550	2,700	3,000
	ARCHIVE SOCIAL	SOCIAL MEDIA TRAFFIC STORAGE	597	2,400	2,400	3,000
	TBD	RECREATION COURT RESERVE SOFTWARE	-	-	1,000	1,000
	ESRI	GIS ONLINE LICENSING	1,200	500	500	500
	WEB DOMAIN SERVICE	.GOV DOMAIN	400	400	400	400
	CONCORD TECHNOLOGIES	FAX TO EMAIL	-	-	-	200
	BCDCOG	MAPPING, CONSULTING, VARIOUS PLANNING SERVICES	1,000	1,000	1,000	-
	TBD	COMMUNICATIONS & BRANDING OF CITY	10,000	25,000	-	-
	TBD	WEBSITE REFRESH	10,000	25,000	-	-
	SPENCER WETMORE	CITY ADMINISTATOR TRANSITION ASSISTANCE	24,000	-	-	-
	ZOOM	ZOOM MEETING SUBSCRIPTION (BOARDS & COMMISSIONS -JOLLEY)	-	165	165	-
	SURVEY MONKEY	ONLINE SURVEYS	-	500	500	-
		TOTAL	\$ 114,347	\$ 123,650	\$ 86,865	\$ 142,400

FACILITIES

% of GF Budget



6000 FACILITIES		2021 BGT	2021 ACT	2022 BGT	2022 ACT	2023 BGT	2024 BGT	2022 MAR ACT	2023 MAR ACT
1100	SALARIES	\$ 63,490	\$ 63,621	\$ 69,755	\$ 71,600	\$ 75,015	\$ 131,093	\$ 55,256	\$ 55,831
1104	OVERTIME	-	353	-	-	-	1,073	-	1,159
1400	HOUSING ALLOWANCE	-	-	3,600	-	3,600	3,600	-	-
2100	HEALTH INSURANCE	18,510	11,471	12,804	9,857	11,118	19,734	7,608	7,963
2101	FICA	4,857	4,679	5,336	5,352	5,739	10,029	4,129	4,269
2102	RETIREMENT	9,801	9,262	11,460	11,153	13,111	24,238	8,438	9,941
3000	PARKS & REC COMMITTEE (OPERATING)	8,650	7,976	11,550	2,893	11,550	-	2,405	1,371
3200	REPAIRS & MAINTENANCE	-	-	7,000	6,763	31,500	8,700	6,763	2,817
3300	OPERATING SUPPLIES	62,164	53,331	26,000	6,378	58,000	64,000	5,255	16,667
3400	DUES, TRNG, & PROF DEV	3,231	2,849	6,156	5,699	7,940	10,565	3,745	4,752
3500	FUEL	4,500	4,931	4,500	6,075	5,500	6,500	4,203	4,530
3550	VEHICLE REPAIRS	2,000	1,536	2,000	1,590	2,500	3,500	1,590	616
3700	UNIFORMS	-	162	250	250	300	300	90	41
3800	UTILITIES	2,474	1,252	2,150	1,352	1,950	2,192	1,104	1,336
4000	CAPITAL	50,000	59,220	51,100	22,759	94,000	510,000	8,259	5,580
5100	CONTRACTS	191,850	170,942	225,800	201,714	242,505	266,309	152,396	146,696
6000	PUBLIC SAFETY FACILITY	21,000	314,625	21,000	30,476	25,000	30,000	27,129	13,985
6001	CITY HALL FACILITY	7,000	8,367	7,000	8,653	13,600	30,000	8,234	18,961
6002	COMMUNITY CENTER FACILITY	10,000	15,195	20,000	25,663	20,000	20,000	16,542	11,381
6003	PUB WORKS & UTILITIES FACILITIES	6,500	2,349	5,000	2,784	5,000	7,000	2,197	6,436
6004	PARKS & PLAYGROUNDS R&M	34,000	22,848	34,000	40,599	50,000	73,216	21,686	28,155
6005	BEACH ACCESS MANAGEMENT	55,000	85,765	55,000	53,329	60,000	60,000	40,017	26,953
6100	GENERAL INSURANCE	4,854	4,768	5,537	5,509	5,652	3,872	5,509	5,652
6900	RESERVE - PARKS & REC	-	3,615	-	1,028	-	-	1,028	-
6901	RESERVE - COMMUNITY CENTER	-	-	-	-	-	43,000	-	-
6902	RESERVE - WALKOVERS	-	-	-	-	-	-	-	-
6903	RESERVE - HISTORY	-	913	-	-	-	-	-	-
6904	RESERVE - FACILITIES VEHICLES	6,000	-	6,000	4,651	6,000	-	4,651	-
6905	RESERVE - CRS CERTIFICATION	-	-	4,500	-	4,000	-	-	-
6906	RESERVE - CITY HALL - BOND	1,200,000	245,336	300,000	76,029	-	-	19,750	-
6906	RESERVE - CITY HALL (STUCCO)	-	-	334,505	-	175,000	-	38,250	296,020
6907	RESERVE - TREE PRESERVATION	-	-	-	400	-	5,000	-	3,520
6908	RESERVE - PARK FACILITIES & MAINTENANCE	-	-	5,000	4,984	5,000	4,000	4,984	-
6909	RESERVE - ADA COMPLIANCE	-	-	1,000	-	-	-	-	-
7850	DECLARED EMERGENCY	-	4,657	-	3,515	-	-	3,515	6,926
TOTAL FACILITIES		\$ 1,765,882	\$ 1,100,023	\$ 1,238,003	\$ 611,055	\$ 933,580	\$ 1,337,921	\$ 454,733	\$ 681,558

REPAIR & MAINTENANCE

DEPT.	DESCRIPTION	FY21 BGT	FY22 BGT	FY23 BGT	FY24 BGT
6000	CHRISTMAS LIGHTING MAINTENANCE FRP	-	5,000	5,000	7,500
	TILE FOR MENS ROOM AT COMM CENTER	-	-	5,500	-
	GRAVITY TOILETS TO CHANGE OUT AT 2ND E. RESTROOM TRAILER	-	-	2,000	-
	REPAIRS TO EXTERIOR LIGHTING IN BREEZEWAY	-	-	2,500	1,200
	NEW FLOORING FOR FIREHOUSE	-	-	7,500	-
	RESURFACING FOR COMM CENTER PARKING AREA	-	-	9,000	-
		\$ -	\$ 5,000	\$ 31,500	\$ 8,700

OPERATING SUPPLIES

DEPT.	DESCRIPTION	FY21 BGT	FY22 BGT	FY23 BGT	FY24 BGT
6000	STORAGE CABINETS & DISPLAYS AT COMMUNITY CENTER	1,500	11,500	11,500	11,500
	NEW FENCES FOR FACILITIES	28,000	-	10,000	10,000
	JANITORIAL SUPPLIES & EXPENDABLES CITY HALL & PUBLIC SAFETY	7,500	7,500	8,500	9,500
	REPLACEMENT SHED FOR LAWN MOWER AND SUPPLIES	-	-	-	7,500
	DIGITAL BUILDING PLANS WORKCENTER	-	6,000	6,000	6,000
	OFFICE SUPPLIES & CODE REFERENCE MATERIALS	1,800	5,000	5,000	5,000
	CITY HALL FRONT COUNTER WINDOW SPEAKERS	-	-	-	5,000
	ROLL DOWN BLINDS FOR CITY HALL FRONT COUNTER WINDOWS PRIVACY	-	-	-	2,500
	TENNIS COURT - PICKLE BALL STRIPING	-	-	-	5,000
	BARRICADES FOR CENTER STREET (CHRISTMAS PARADE AND FESTIVALS)	-	2,000	2,000	2,000
	RADIO USER FEE (50%)	250	-	-	-
	WATER BOTTLE REFILL STATION REPAIR PARTS	500	-	-	-
	NEW OUTDOOR FURNITURE & EQUIP FOR RIVER PARK	20,614	-	-	-
	FENCE BETWEEN CITY HALL PARKING LOT AND 103 WEST ERIE	2,000	-	-	-
	CHRISTMAS TREE REPLACEMENT	-	2,000	15,000	-
		\$ 62,164	\$ 34,000	\$ 58,000	\$ 64,000

DUES, TRAINING, & PROFESSIONAL DEVELOPMENT

DEPT.	EMPLOYEE	DESCRIPTION	FY21 BGT	FY22 BGT	FY23 BGT	FY24 BGT
6000	AMBER WATTS	PERMIT SPECIALIST CERTIFICATION & FEMA TRNG	1,000	1,000	1,000	2,400
	AMBER WATTS	PERMIT SPECIALIST CONFERENCE-MASC & TRAINING	-	500	1,000	1,000
	AMBER WATTS	BUSINESS LICENSE OFFICIALS MASC CONFERENCE	-	700	700	-
	ERIC LUTZ	BOASC CONFERENCE, ANNUAL MEMBERSHIP, CONT ED	700	800	900	1,600
	ERIC LUTZ	SC BEACH ADVOCATES AND CONFERENCE	-	150	150	1,200
	ERIC LUTZ	NATIONAL FIRE PROTECTION ASSOCIATION	-	175	175	175
	ERIC LUTZ	BUILDING OFFICIALS ASSOCIATION MEMBERSHIP	195	195	75	100
	ERIC LUTZ	TRI-COUNTY FOP LODGE	75	75	75	75
	ERIC LUTZ	SHMIT/SMIRF SEMINAR	51	51	55	55
	ERIC LUTZ	SC FIRE MARSHALS ASSOCIATION	50	50	50	50
	ERIC LUTZ	SC SHERIFF'S ASSOCIATION	35	35	35	35
	ERIC LUTZ	MASC-BLOA (Business Licensing Laws and Enforcement)	50	50	50	-
	ERIC LUTZ / AMBER WATTS	SCAHM CONFERENCE & ANNUAL MEMBERSHIP	900	1,100	2,400	2,400
	ERIC LUTZ / AMBER WATTS	COASTAL CODE ENFORCEMENT ASSOCIATION OF SC X2	100	300	300	425
	ERIC LUTZ / AMBER WATTS	MASC GENERAL MEMBERSHIP X2	75	75	75	150
	SAM PETERS	PLAYGROUND INSPECTOR RECERTIFICATION	-	900	900	900
		TOTAL	\$ 3,231	\$ 6,156	\$ 7,940	\$ 10,565

CAPITAL

DEPT	DESCRIPTION	FY21 BGT	FY22 BGT	FY23 BGT	FY24 BGT
6000	EXTERIOR STUCCO RECOAT AND SOFFIT FOR PUBLIC SAFETY BLDG			-	225,000
	ELEVATOR UPFIT/UPGRADE/MODERNIZATION			-	175,000
	ADDITION TO COMM CENTER FOR HISTORY MUSEUM			-	20,000
	STORAGE BUILDING FOR CLAM FARM PROPERTY INSIDE FENCED AREA ENGINEERING			-	50,000
	NEW SIDE ENTRY DOORS AND BACK DOOR FOR COMMUNITY CENTER	-	25,000	25,000	25,000
	STORAGE BUILDING TO REPLACE SHIPPING CONTAINERS		-	-	15,000
	SHED/COVER FOR GENERATOR & TRACTOR AT WATER PLANT	5,500	12,000	-	-
	50% FOR BACKHOE TRAILER	7,500	8,100	-	-
	NEW ENTRY DOOR FOR COMMUNITY CENTER (SIMILAR TO CITY HALL)	8,000	-	-	-
	PW FACILITY/WATER PLANT BLDG HVAC & IMPROVEMENTS	29,000	-	-	-
	NEW CABINETS AND COUNTER TOPS FOR FIRE HOUSE	-	-	19,000	-
	RAILING CITY HALL PARAPET FOR OSHA COMPLIANCE-DESIGN & BUILD	-	-	40,000	-
	COUNCIL CHAMBERS/COURT METAL DETECTOR	-	-	10,000	-
	TOTAL	\$ 50,000	\$ 45,100	\$ 94,000	\$ 510,000

CONTRACTS

DEPT	VENDOR	DESCRIPTION	FY21 BGT	FY22 BGT	FY23 BGT	FY24 BGT
6000	MIXED VENDOR 3RD PARTY INSPECTIONS	3RD PARTY INSPECTIONS AND PLAN REVIEW (PR REIMBURSED BY APP)	60,000	60,000	66,000	66,000
	IN LIVING COLOR	CENTER STREET FLOWER POT MAINTENANCE (JEN OBI)	25,000	38,000	41,800	45,144
	360 CLEAN	CUSTODIAL CITY HALL & PUBLIC SAFETY	35,000	35,000	38,500	38,500
	PRIORITY LANDSCAPING	CENTER STREET LANDSCAPING MAINT AND PED PATHS (PRIORITY)	-	3,000	3,450	25,000
	NATURES CALLING (UNITED SITE SERVICES)	CHANGING STATION PUMPING	9,200	18,000	19,800	21,000
	UNIFIRST AID WALL KITS	WALL MOUNTED FACILITY FIRST AID KITS	-	-	-	14,000
	DUNCAN PARNELL	ESHARE PROJECT & PLANROOM BUNDLE	9,500	4,000	2,000	11,000
	MORELLI	CITY HALL HVAC MAINTANCE	5,000	5,000	5,500	5,940
	TBD	PUBLIC SAFETY HVAC MAINTENANCE	5,000	5,000	5,500	5,940
	SCHINDLER	ELEVATORS	4,600	4,700	5,170	5,584
	MAXIMUM POWER	GENERATOR MAINTENANCE (X4 GENERATORS)	3,250	4,000	4,400	4,752
	PHILLIP J. HEATH (TIDAL PEST)	PEST CONTROL & RODENT SERVICE	3,900	3,900	4,290	4,633
	CRS AUDIT CONSULTANT	COMMUNITY FLOOD CERTIFICATION	15,000	7,500	4,500	4,500
	LIBERTY FIRE PROTECTION	ANNUAL FIRE SUPPRESSION INSPECTIONS (SPRINK & EXT)	1,300	3,600	3,960	4,277
	TBD	TEMP GRAD ASSIST GIS TO ASSIST WITH BCEGS & CRS DOCUMENTATION	-	4,000	4,400	4,000
	PRIORITY LANDSCAPING	GRASS RESEED FOR FOLLY RIVER PARK	2,500	2,500	2,875	2,950
	OVERHEAD DOOR OF CHARLESTON	OVERHEAD DOOR MAINTENANCE	1,400	1,400	1,540	1,663
	JOHNSON CONTROL FIRE	ALARM MONITORING	1,200	1,200	1,320	1,426
	JOHNSON CONTROLS-SECURITY	ALL MAINTENANCE CONTRACTS (ACCESS, CAMERAS, ALARM PANEL)	10,000	5,000	5,500	-
	TYLER TECHNOLOGIES	SOFTWARE UPGRADE FOR BLDG PERMITS ENERGOV 21	-	20,000	22,000	-
		TOTAL	\$ 191,850	\$ 225,800	\$ 242,505	\$ 266,309

LICENSE & STR ENFORCEMENT

% of GF Budget

FY24 4%

FY23 0%

FY22 0%

FY21 0%

FY20 0%

FY19 0%

FY18 0%

FY17 0%

\$0

\$100,000

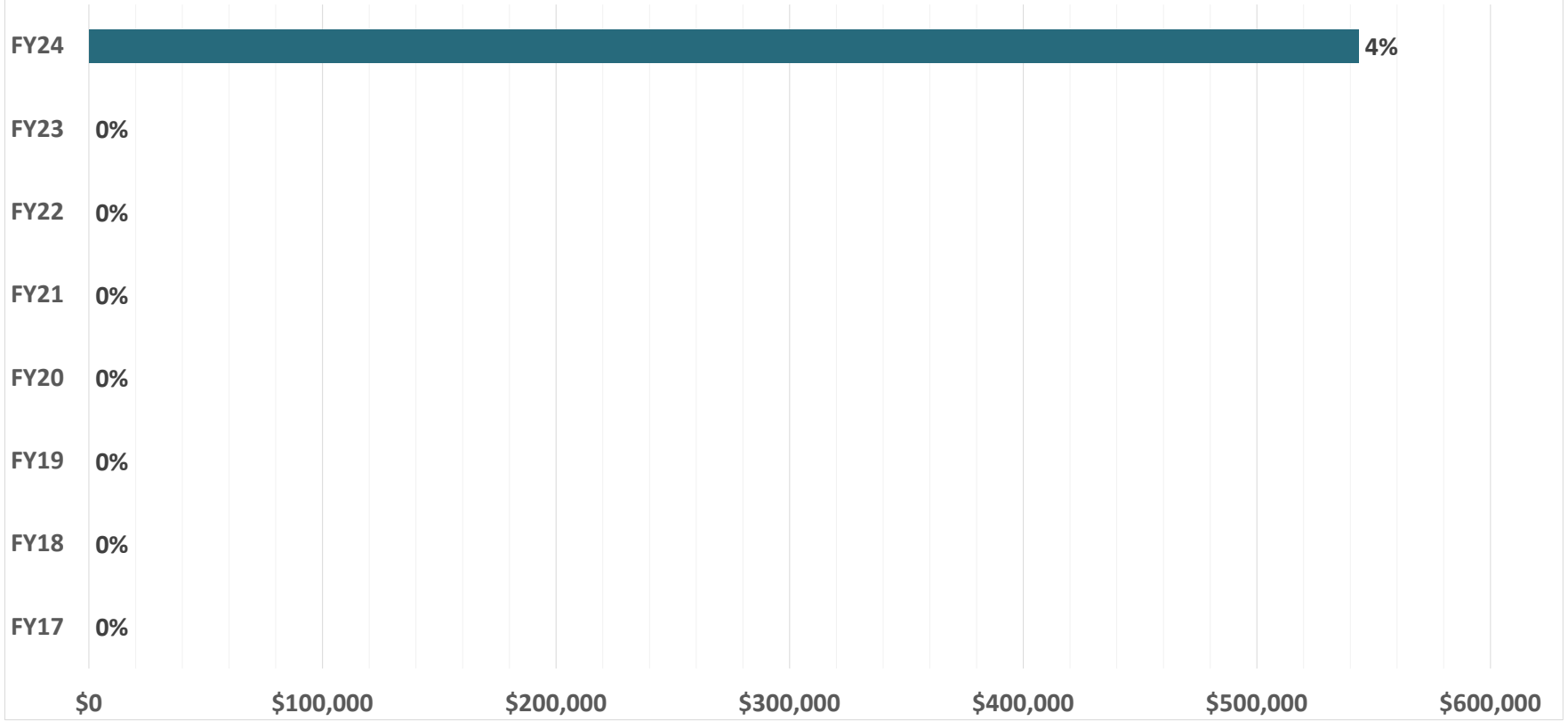
\$200,000

\$300,000

\$400,000

\$500,000

\$600,000



6200	LICENSE & STR ENFORCEMENT	2021 BGT	2021 ACT	2022 BGT	2022 ACT	2023 BGT	2024 BGT	2022 MAR ACT	2023 MAR ACT
1100	SALARIES	\$ -	\$ -	\$ -	\$ -	\$ -	\$ 261,108	\$ -	\$ 90,430
1104	OVERTIME	-	-	-	-	-	5,811	-	662
1400	HOUSING ALLOWANCE	-	-	-	-	-	-	-	-
2100	HEALTH INSURANCE	-	-	-	-	-	72,582	-	11,326
2101	FICA	-	-	-	-	-	20,419	-	6,868
2102	RETIREMENT	-	-	-	-	-	47,480	-	15,930
3200	REPAIRS/MAINTENANCE	-	-	-	-	-	6,000	-	-
3300	OPERATING SUPPLIES	-	-	-	-	-	24,500	-	7,463
3400	DUES, TRNG, & PROF DEV	-	-	-	-	-	9,230	-	761
3500	FUEL	-	-	-	-	-	3,500	-	-
3550	VEHICLE REPAIRS	-	-	-	-	-	1,250	-	71
3700	UNIFORMS	-	-	-	-	-	4,500	-	-
3701	PROTECTIVE EQUIPMENT	-	-	-	-	-	1,000	-	-
3800	UTILITIES	-	-	-	-	-	4,000	-	451
4000	CAPITAL	-	-	-	-	-	-	-	498
5100	CONTRACTS	-	-	-	-	-	76,520	-	21,088
6100	GENERAL INSURANCE	-	-	-	-	-	2,545	-	133
6800	WORKERS COMP INSURANCE	-	-	-	-	-	3,008	-	-
7850	DECLARED EMERGENCY	-	-	-	-	-	-	-	-
	TOTAL LICENSE & STR ENFORCEMENT	\$ -	\$ -	\$ -	\$ -	\$ -	\$ 543,452	\$ -	\$ 155,681

REPAIR & MAINTENANCE

DEPT.	DESCRIPTION	FY21 BGT	FY22 BGT	FY23 BGT	FY24 BGT
6200	RADIO REPAIRS/REPLACEMENT	-	-	-	5,000
	MISC EQUIPMENT REPAIRS	-	-	-	1,000
		\$ -	\$ -	\$ -	\$ 6,000

OPERATING SUPPLIES

DEPT.	DESCRIPTION	FY21 BGT	FY22 BGT	FY23 BGT	FY24 BGT
6200	BUSINESS LICENSE DECALS FOR CONTRACTORS, ETC. (4,000)	-	-	-	5,000
	OFFICE SUPPLIES	-	-	-	5,000
	VIOLATION STICKERS (2,500)	-	-	-	2,500
	CITATION BOOKS & SUPPLIES	-	-	-	2,500
	DOOR HANGERS	-	-	-	2,500
	TOOLS & EQUIP	-	-	-	2,500
	PRINTER TONER	-	-	-	2,000
	OFFICE FURNITURE	-	-	-	1,500
	BODY CAMERAS x 5	-	-	-	1,000
		\$ -	\$ -	\$ -	\$ 24,500

DUES, TRAINING, & PROFESSIONAL DEVELOPMENT

DEPT.	EMPLOYEE	DESCRIPTION	FY21 BGT	FY22 BGT	FY23 BGT	FY24 BGT
6200	STACEE RITCHIE	SCAPA CONFERENCE/TRAVEL	-	-	-	2,000
		PROFESSIONAL DEVELOPMENT (EXCEL, PUB SPEAKING, ETC.)	-	-	-	2,000
		MASC ANNUAL BUSINESS LICENSE CONFERENCE	-	-	-	1,800
		CODE ENFORCEMENT ASSOCIATION OF SC MEMBERSHIP	-	-	-	300
		SCBLOA ASSOCIATION CERTIFICATION (1 x year)	-	-	-	300
		MASC MONTHLY TRAINING (12)	-	-	-	250
		MASC MEMBERSHIP	-	-	-	80
	STR CODE ENFORCEMENT CONF x 2	CODE ENFORCEMENT CONFERENCES (\$1000.00pp x 2)	-	-	-	2,000
		QUARTERLY STAFF TRAINING (Internal)	-	-	-	500
		TOTAL	\$ -	\$ -	\$ -	\$ 9,230

CONTRACTS

DEPT	VENDOR	DESCRIPTION	FY21 BGT	FY22 BGT	FY23 BGT	FY24 BGT
6200	STR HELPER/GRANICUS	RENTAL REGISTRATION SOFTWARE	18,020	20,000	25,000	25,000
	VC3	IT DEPARTMENT SERVICES CONTRACT/COMPUTER & MONITOR RENTAL	-	-	-	17,500
	DUNCAN PARNELL	ESHARE PROJECT & PLANROOM BUNDLE	-	-	-	10,000
	TYLER TECH - ENERGOV MODULE	PERMIT MODULE	-	-	-	10,000
	ENTERPRISE FLEET MANAGEMENT	TOYOTA TACOMA	-	-	-	9,000
	CHARLESTON COUNTY USER FEE	DIGITAL RADIO USER FEE (6) FEE WAS \$500 EA IN 2022	-	-	-	3,500
	ADOBE LICENSES x 5	FULL DOCUMENT EDITABILITY	-	-	-	1,020
	WATCHGUARD HOSTED EVIDENCE LIBRARY.COM	BODY CAM STORAGE	-	-	-	500
			\$ 18,020	\$ 20,000	\$ 25,000	\$ 76,520

UTILITIES

Mobile Equipment Replacement	Devices	FY21 BGT	FY22 BGT	FY23 BGT	FY24 BGT
5200 - Police					
Phones	16	-	4,000	4,000	3,200
Modem/Booster for LPR	1	-	100	100	100
		\$ -	\$ 4,100	\$ 4,100	\$ 3,300
5220 - Fire					
Phones	4	-	1,200	1,200	800
Mifi Jet Pack	2	-	-	-	100
		\$ -	\$ 1,200	\$ 1,200	\$ 900
5230 - Dispatch					
N/A	0	\$ 200	\$ -	\$ -	\$ -
5300 - Public Works					
Phones	4	\$ 200	\$ 400	\$ 400	\$ 400
5400 - Mayor					
Phones	1	250	200	200	200
Chambers Jet Pack	0	50	-	-	-
		\$ 300	\$ 200	\$ 200	\$ 200
5500 - Council					
Phones	4	\$ 1,000	\$ 1,000	\$ 1,400	\$ 800
5600 - Judicial					
Phones	1	\$ 250	\$ 200	\$ 200	\$ 200
5800 - Administration					
Phones	6	1,500	1,600	1,800	1,200
Jet Pack	4	50	50	50	100
		\$ 1,550	\$ 1,650	\$ 1,850	\$ 1,300
6000 - Facilities					
Phones	2	-	400	400	400
Jet Pack	0	50	50	50	-
Ipad	0	600	-	-	-
		\$ 650	\$ 450	\$ 450	\$ 400
6200 - Licensing & STR Enforcement					
Phones	5	\$ -	\$ -	\$ -	\$ 1,000
Mobile Equipment Total	50	\$ 4,150	\$ 9,200	\$ 9,800	\$ 8,400

Verizon Service Charges	Devices	FY21 BGT	FY22 BGT	FY23 BGT	FY24 BGT
5200 - Police					
Phones	16	10,320	12,000	10,000	10,000
Wifi Pack for Crusiers	0	480	-	-	-
Modem/Booster for LPR	1	-	500	500	500
MEOC Phones	0	2,400	2,400	2,400	-
		\$ 13,200	\$ 14,900	\$ 12,900	\$ 10,500
5220 - Fire					
Phones	4	4,800	3,800	3,000	3,000
Mifi Jet Pack	2	-	-	-	500
		\$ 4,800	\$ 3,800	\$ 3,000	\$ 3,500
5230 - Dispatch					
Emergency Line	0	\$ 360	\$ -	\$ -	\$ -
5300 - Public Works					
Phones	4	\$ 1,620	\$ 1,500	\$ 1,500	\$ 2,000
5400 - Mayor					
Phones	1	700	550	550	500
Chambers Jet Pack	0	500	-	-	-
		\$ 1,200	\$ 550	\$ 550	\$ 500
5500 - Council					
Phones	4	\$ 4,260	\$ 3,800	\$ 3,800	\$ 2,000
5600 - Judicial					
Phones	1	\$ 720	\$ 550	\$ 550	\$ 500
5800 - Administration					
Phones	6	4,320	6,200	6,200	3,000
Jet Pack	4	960	1,850	1,850	2,000
		\$ 5,280	\$ 8,050	\$ 8,050	\$ 5,000
6000 - Facilities					
Phones	2	624	1,200	1,000	1,100
Jet Pack	0	500	500	500	-
Ipad	0	500	-	-	-
		\$ 1,624	\$ 1,700	\$ 1,500	\$ 1,100
6200 - Licensing & STR Enforcement					
Phones	5	\$ -	\$ -	\$ -	\$ 3,000
Verizon Service Charges Total	50	\$ 33,064	\$ 34,850	\$ 31,850	\$ 28,100

CELL PHONE STIPENDS

	Devices	Dept		
	3	5500	\$	2,076
	1	5200	\$	692
City Cell Phone Line Annual Contract Amount \$492.00	1	5800	\$	692
+ City Cell Phone Replacement Contract Amount \$200	1	Water	\$	692
Total = \$692.00 X Number of Employees 7	1	6000	\$	692
Grand Total =			\$	4,844

OTHER UTILITY COSTS

	Dept.	FY21 BGT	FY22 BGT	FY23 BGT	FY24 BGT
SEGRA COMMUNICATIONS					
Admin Phones	5100	18,000	24,000	24,000	24,500
Public Safety Phones	5800	9,000	9,000	9,000	9,000
City Internet	5200	9,000	9,000	9,000	9,000
		\$ 36,000	\$ 42,000	\$ 42,000	\$ 42,500
COMCAST					
City Cable	5100	3,600	3,500	3,500	4,000
PS Cable	5200	400	400	400	1,000
Backup Internet	5400	2,040	-	-	500
SCDOT 511 Bridge Cameras/City Welcome Sign x 2	5100	3,000	-	-	-
		\$ 9,040	\$ 3,900	\$ 3,900	\$ 5,500
AT&T					
Park Sign & Community Ctr & Hot Spot	5100	4,800	4,100	4,100	12,000
SLED Line	5200	4,800	4,800	4,800	4,800
Playground Camera & PW Time Clock	5300	1,020	1,300	1,300	-
		\$ 10,620	\$ 10,200	\$ 10,200	\$ 16,800
FOLLY BEACH WATER DEPARTMENT					
City Facilities, Public Bathrooms, Bottle Stations, etc.	5100	\$ 13,500	\$ 14,400	\$ 14,400	\$ 15,000
Public Safety Boat Dock	5200	-	-	-	400
		\$ 13,500	\$ 14,400	\$ 14,400	\$ 15,400
DOMINION ENERGY					
Facilities, Street Lights, etc.	5100	\$ 120,000	\$ 110,000	\$ 110,000	\$ 130,000
Public Safety Building & Boat Dock	5200	8,000	8,000	8,000	5,400
	5220	8,000	8,000	8,000	5,000
	5230	-	-	-	-
		\$ 136,000	\$ 126,000	\$ 126,000	\$ 140,400
CHARLESTON COUNTY					
Property Tax - Storm Water & Business Property	5100	\$ 3,000	\$ 3,000	\$ 3,000	\$ 3,000
Public Safety Boat Property Tax	5200	62	62	62	-
		\$ 3,062	\$ 3,062	\$ 3,062	\$ 3,000
GRAND TOTAL		\$ 208,222	\$ 199,562	\$ 199,562	\$ 223,600

HEALTH INSURANCE PREMIUMS (07/01/23 - 12/31/23)

18.1% EMPLOYER PORTION INCREASE

STANDARD PLAN	EMPLOYEE MONTHLY	EMPLOYEE PER PAY	EMPLOYER MONTHLY	EMPLOYER PER PAY	TOTAL EMPLOYEE ANNUAL	TOTAL EMPLOYER ANNUAL
EMPLOYEE ONLY	\$0.00	\$0.00	\$590.95	\$295.47	\$0.00	\$7,091.39
EMPLOYEE & SPOUSE	\$110.50	\$55.25	\$1,118.31	\$559.16	\$1,326.00	\$13,419.75
EMPLOYEE & CHILD	\$50.56	\$25.28	\$848.88	\$424.44	\$606.72	\$10,186.55
FULL FAMILY	\$160.24	\$80.12	\$1,375.89	\$687.94	\$1,922.88	\$16,510.66

HEALTH INSURANCE PREMIUMS (01/01/24 - 06/30/24)

3.8% EMPLOYER PORTION INCREASE

STANDARD PLAN	EMPLOYEE MONTHLY	EMPLOYEE PER PAY	EMPLOYER MONTHLY	EMPLOYER PER PAY	TOTAL EMPLOYEE ANNUAL	TOTAL EMPLOYER ANNUAL
EMPLOYEE ONLY	\$0.00	\$0.00	\$613.40	\$306.70	\$0.00	\$7,360.86
EMPLOYEE & SPOUSE	\$110.50	\$55.25	\$1,160.81	\$580.40	\$1,326.00	\$13,929.70
EMPLOYEE & CHILD	\$50.56	\$25.28	\$881.14	\$440.57	\$606.72	\$10,573.64
FULL FAMILY	\$160.24	\$80.12	\$1,428.17	\$714.09	\$1,922.88	\$17,138.07

	EMPLOYER FY24 ANNUALIZED
EMPLOYEE ONLY	\$7,226.12
EMPLOYEE SPOUSE	\$13,674.73
EMPLOYEE CHILD	\$10,380.09
FULL FAMILY	\$16,824.37

ADDITIONAL EMPLOYER PAID HEALTH BENEFITS (07/01/23 - 12/31/23)

	EMPLOYER PER PAY
STATE DENTAL PLAN	\$6.74
STATE HEALTH PLAN ADMIN FEE	\$1.50
BASIC LIFE INSURANCE	\$0.16
BASIC LONG TERM DISABILITY	\$1.61

ADDITIONAL EMPLOYER PAID HEALTH BENEFITS (01/01/24 - 06/30/24)

	EMPLOYER PER PAY
STATE DENTAL PLAN	\$6.74
STATE HEALTH PLAN ADMIN FEE	\$1.61
BASIC LIFE INSURANCE	\$0.16
BASIC LONG TERM DISABILITY	\$1.61

	EMPLOYER FY24 ANNUALIZED
	\$161.76
	\$37.32
	\$3.84
	\$38.64
TOTAL FOR EACH EMPLOYEE	\$241.56

FY24 GRAND TOTAL HEALTH INSURANCE EMPLOYER COST

	FY24 Current \$
EMPLOYEE ONLY	\$7,467.68
EMPLOYEE SPOUSE	\$13,916.29
EMPLOYEE CHILD	\$10,621.65
FULL FAMILY	\$17,065.93

WORKERS COMPENSATION FY 2024

South Carolina Municipal Insurance Trust
 Workers' Compensation Program
 Invoice - Estimated Annual Contribution Report
 Member: City of Folly Beach
 Member ID: 1127
 Coverage Contract No: P-SCMIT-1127-2023
 Coverage Period: 01/01/2023 to 01/01/2024

Code	Classification	Estimated Payroll	Rate	Contribution	Adjusted Contribution	Dept.
7704	Firefighters	\$563,542	0.040470	\$22,807	\$15,020	5220
7720	Police Officers	1,015,291	0.051112	51,894	34,177	5200
7720 c	Police Officers	20,400	0.056900	1,161	764	5200
8810	Clerical Office Employees	656,158	0.002250	1,476	972	5800
8810 c	Clerical Office Employees	22,296	0.004300	96	63	5800
9015	Buildings/Maintenance & Custodial	24,216	0.062500	1,514	997	5800
9015 p	Buildings/Maintenance & Custodial	-	0.062500	-	-	5800
9102 c	Parks/Recreation-Including Drivers	-	0.061500	-	-	5800
9403	Garbage/Refuse Collection-Including Drivers	415,018	0.065400	27,142	17,876	5300
9410	Municipal Employees-NOC	827,109	0.012160	10,058	6,624	5800
9410 c	Municipal Employees-NOC	182,449	0.051600	9,414	6,200	5800
9996	Other Volunteers	21,000	0.024120	507	334	5800
9999	Volunteer Firemen	15,000	0.033680	505	333	5220
Policy Totals:		\$3,762,479		\$126,572	\$83,360	

Multiply by Experience Modifier	0.944900	\$119,598
Risk Management Guideline Adjustment	-	119,598
Deductible Credit for electing \$25,000 deductible	36,238	83,360
Motorcycle Surcharge	-	-
Member Discount	-	-
Total Audited Annual Contribution		\$83,360

Department Total	
5200 Police	\$ 41,049
5220 Fire	17,774
5300 Public Works	20,608
5800 Admin	9,983
6200 STR	3,008
Water	3,328
Sewer	3,328
	\$ 99,078

p= part-time
 c= contractor

Adj Factor 0.658597678

GENERAL INSURANCE

POLICY	Beach										Utilities Funds 30 & 89	TOTAL
	Gen Gov't 5100	Police 5200	Fire 5220	Marine 5240	Patrol 5250	PW 5300	Council 5500	Admin 5800	Facilities 6000	STR 6200		
AUTO COMP.& COLL.		4,952	9,651	0	0	3,952			495	104	489	19,643
DATA PROCESSING	76	194	272	39	39	40		20	40	20	40	778
BLDGS & PROPERTY	22,094	2,166	2,166			86					7,566	34,078
AUTO LIABILITY		21,000	2,037			6,111			1,358	679	2,037	33,222
INLAND MARINE	618	108	867	759		1,366					399	4,118
TORT LIABILITY		48,346	8,866	0	3,224	5,642	11,536	3,429	1,980	1,742	4,365	89,129
MED PROF LIABILITY			3,039									3,039
PREPAID LEGAL	25,500											25,500
TOTAL	48,288	76,766	26,898	798	3,263	17,197	11,536	3,449	3,872	2,545	14,895	209,506